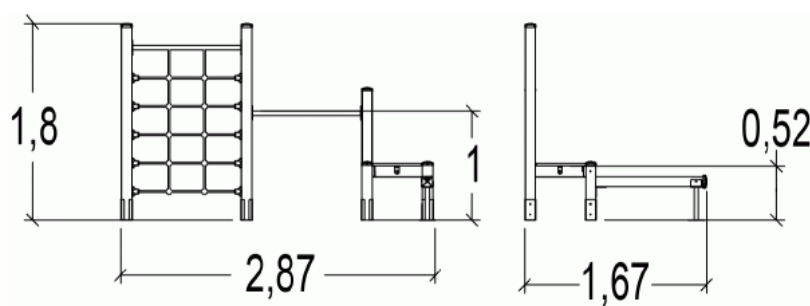


Physical inclusion
Sensory inclusion
Cognitive inclusion



Play value :

6

meeting



x1

hanging



x1

balancing



x1

climbing



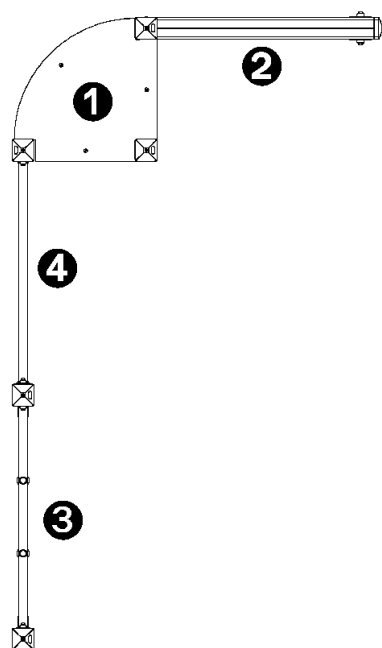
x1

getting across



x2



Components

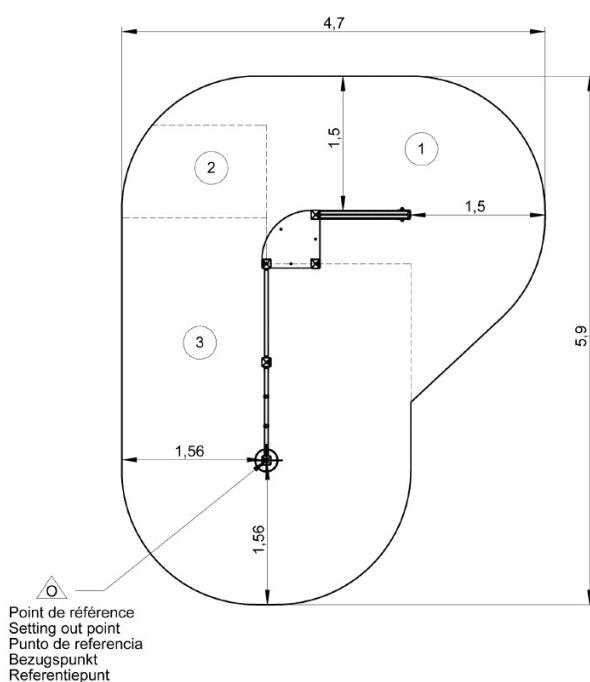


- 1** Twist platform
- 2** Balance Beam
- 3** Net
- 4** Horizontal bar

Installation of equipment

IMPORTANT: It is essential to refer to the installation instructions for information on the size of the safety areas.

-  Impact area (minimum normative surface)
-  Free space



1	<0,6m	8m ²
2	1m	2m ²
3	1,6m	13m ²



2

02h30

0.2m³

22m²

85kg

15kg

EN
1176