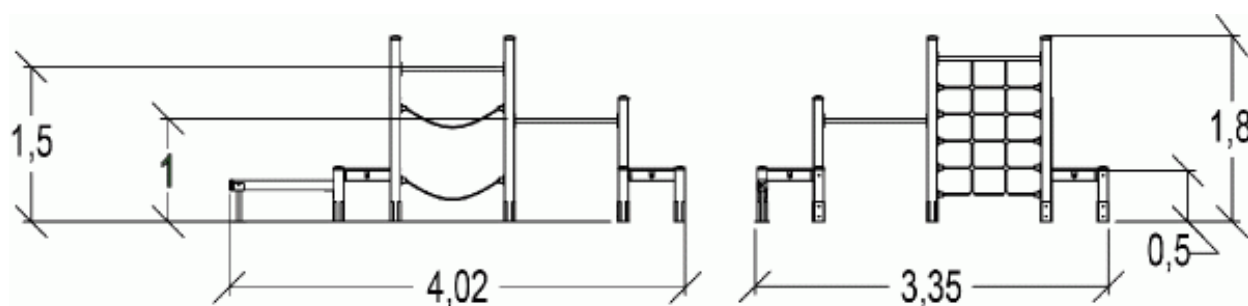


Physical inclusion
Sensory inclusion
Cognitive inclusion



Play value : 11

meeting



x2

hanging



x3

balancing



x2

climbing



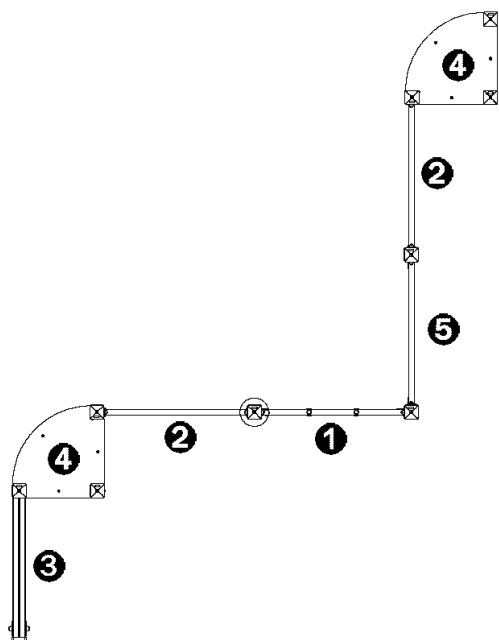
x1

getting across



x3



Components

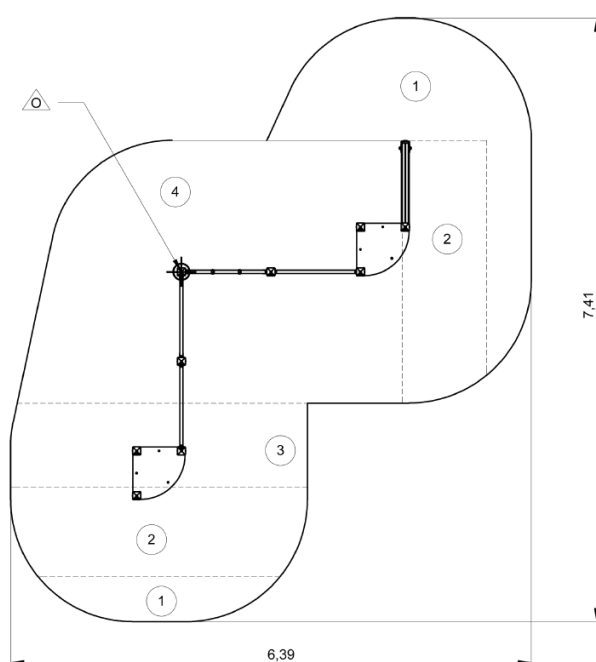


- 1** Net
- 2** Horizontal bar
- 3** Balance Beam
- 4** Twist platform
- 5** Suspended bridge

Installation of equipment

IMPORTANT: It is essential to refer to the installation instructions for information on the size of the safety areas.

-  Impact area (minimum normative surface)
-  Free space



| | | |
|---|-------|-------------------|
| 1 | <0,6m | 6,5m ² |
| 2 | 1m | 7m ² |
| 3 | 1,5m | 4m ² |
| 4 | 1,7m | 14m ² |



2

05h00

0.3m³

32m²

142kg

15kg

EN
1176