



3+



30



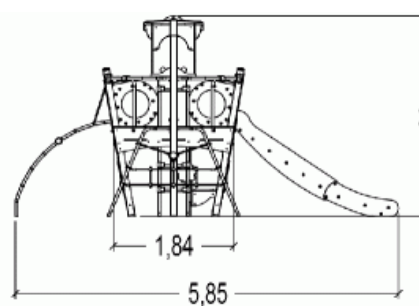
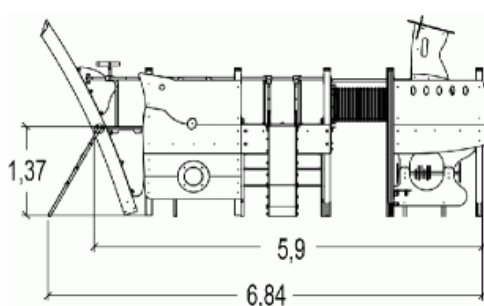
1,37m



1 = 6,84m
2 = 5,86m
3 = 3m



Physical inclusion
Sensory inclusion
Cognitive inclusion



Play value : **31**

role play



x3

sliding



x1

meeting



x3

resting



x1

handling



x3

crawling



x2

hiding



x5

taking shelter



x1

tactile stimulation



x3

visual stimulation



x2

climbing



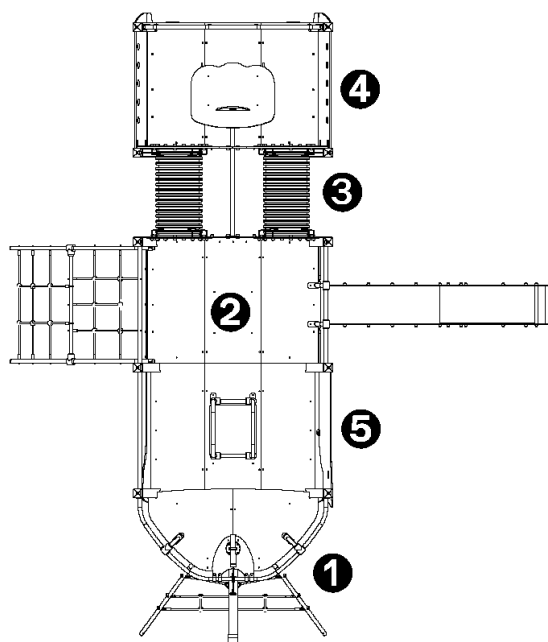
x3

getting across



x4



Components

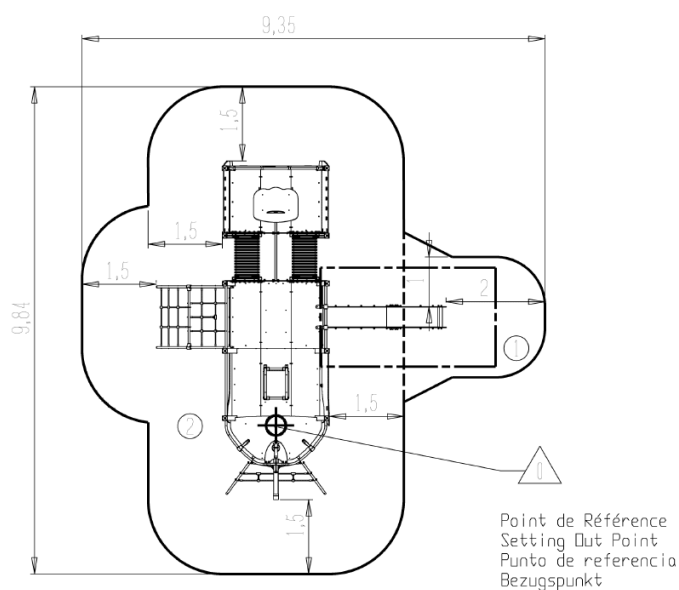


- ❶ THE STERN
- ❷ NET + SLIDE
- ❸ TUNNELS
- ❹ THE BOW
- ❺ GUARD RAILS

Installation of equipment

IMPORTANT: It is essential to refer to the installation instructions for information on the size of the safety areas.

-  Impact area (minimum normative surface)
-  Free space



1	1m	7m ²
2	1,37m	54m ²



2

42h00

0.5m³

61m²

1073kg

33kg

EN
1176