



3+



17



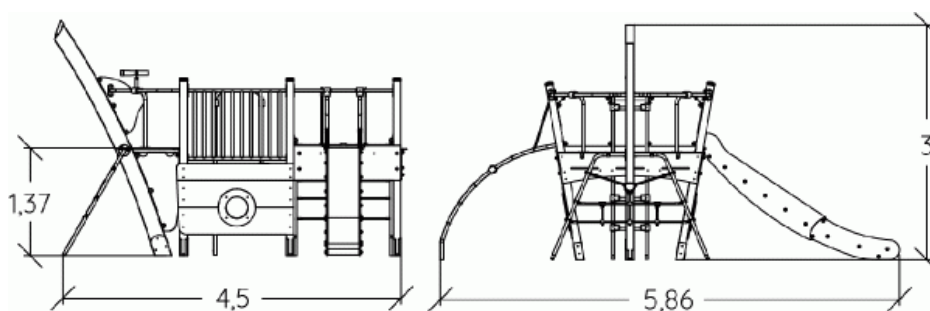
1,37m



1 = 5,86m  
2 = 4,5m  
3 = 3m



Physical inclusion  
Sensory inclusion  
Cognitive inclusion



Play value : **16**

role play



x2

sliding



x1

meeting



x2

handling



x1

hiding



x2

tactile stimulation



x1

visual stimulation



x2

climbing



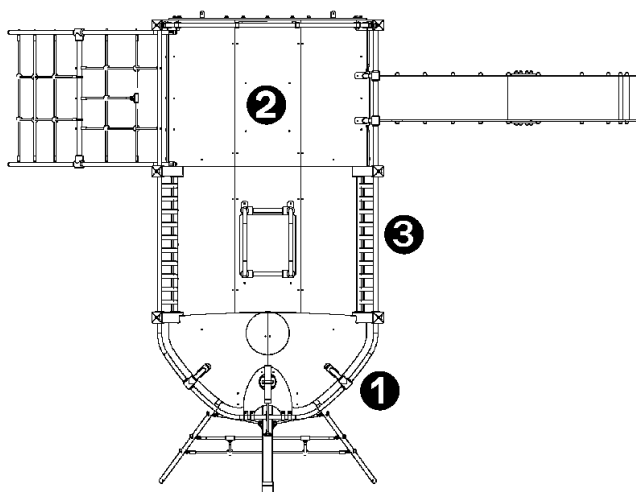
x3

getting across



x2

## Components

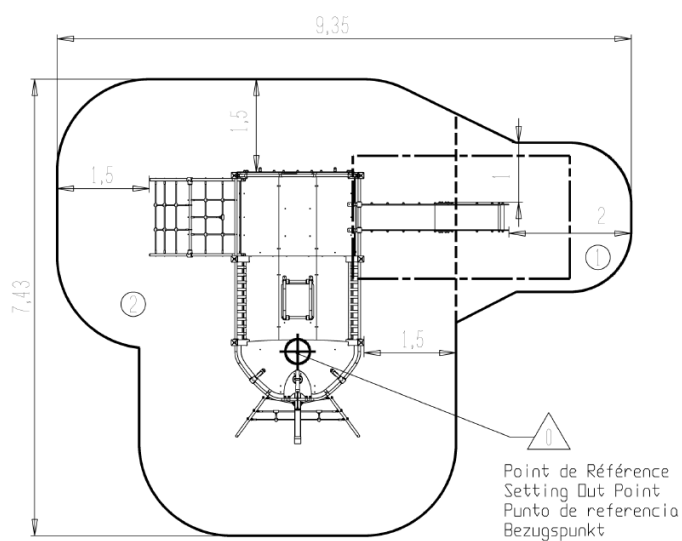


- ❶ LA PROUE
- ❷ FILET + TOBOGGAN
- ❸ Balustrade

## Installation of equipment

**IMPORTANT:** It is essential to refer to the installation instructions for information on the size of the safety areas.

- Impact area (minimum normative surface)
- - - Free space



1	1m	7m <sup>2</sup>
2	1,37m	42m <sup>2</sup>



2

32h00

0.5m<sup>3</sup>

49m<sup>2</sup>

681kg

33kg

EN  
1176