



3+



17



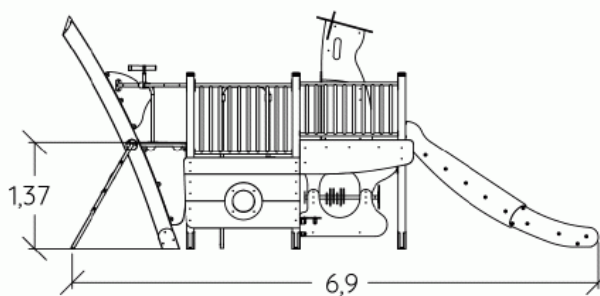
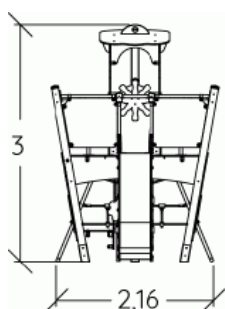
1,37m



1 = 6,9m
2 = 2,16m
3 = 3,05m



Physical inclusion
Sensory inclusion
Cognitive inclusion



Play value : **20**

role play



x2

sliding



x1

meeting



x2

resting



x1

handling



x3

hiding



x2

taking shelter



x1

tactile stimulation



x3

visual stimulation



x2

climbing



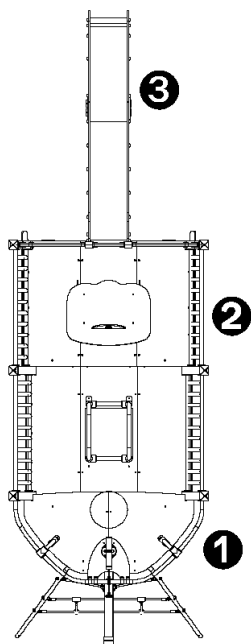
x2

getting across



x1

Components

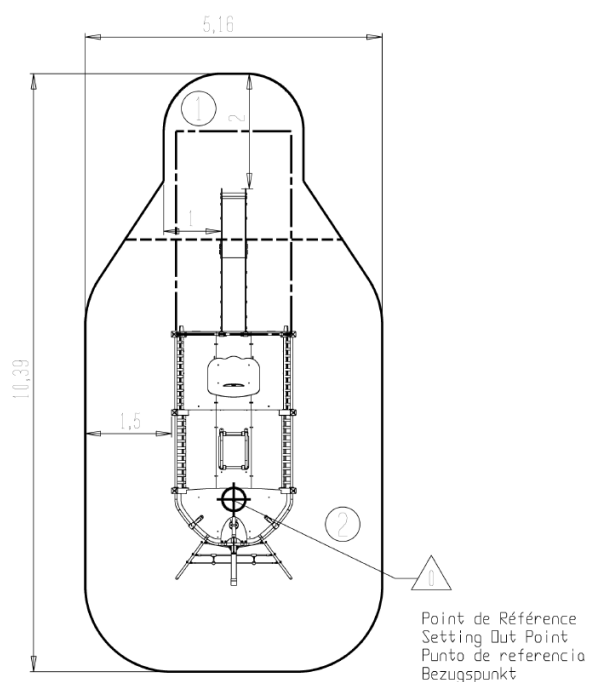


- ❶ LA PROUE
- ❷ LA POUPE
- ❸ TOBOGGAN INOX

Installation of equipment

IMPORTANT: It is essential to refer to the installation instructions for information on the size of the safety areas.

- Impact area (minimum normative surface)
- Free space



1	1m	7,5m ²
2	1,37m	37,5m ²



2



32h00



0.5m³



45m²



781kg



33kg

EN

1176