



1+



10



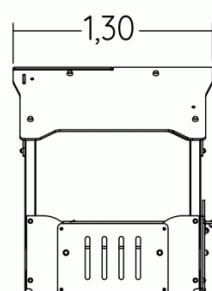
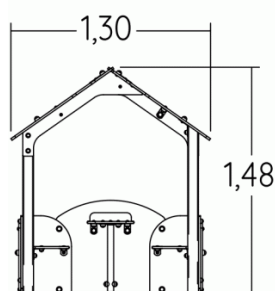
0,6m



1 = 1,36m
2 = 1,3m
3 = 1,48m



Physical inclusion
Sensory inclusion
Cognitive inclusion



Play value :

4

role play



x1

meeting



x1

resting



x1

hiding



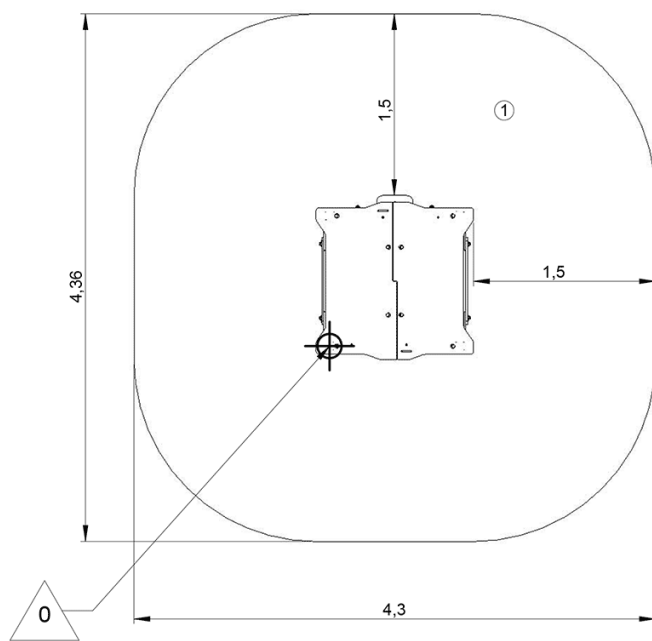
x1



Installation of equipment

IMPORTANT: It is essential to refer to the installation instructions for information on the size of the safety areas.

— Impact area (minimum normative surface)

- - - Free space



		
1	<0,6m	17m ²



2



02h00



0.14m³



17m²



129kg



15kg

