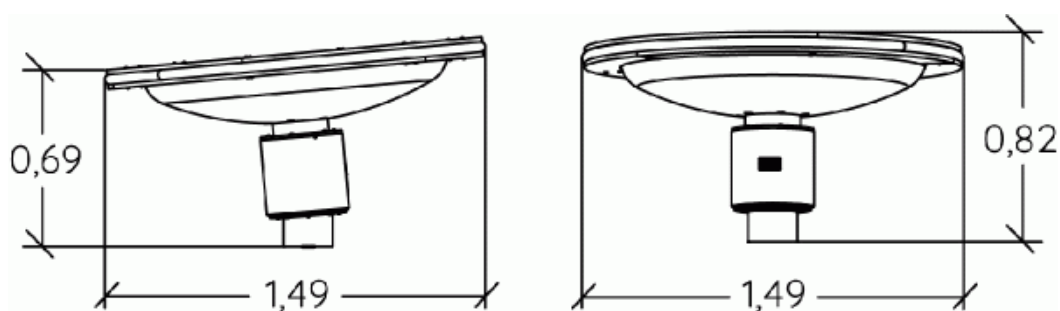



Physical inclusion
Sensory inclusion
Cognitive inclusion



Play value : **3**

meeting



x1

balancing



x1

rotating

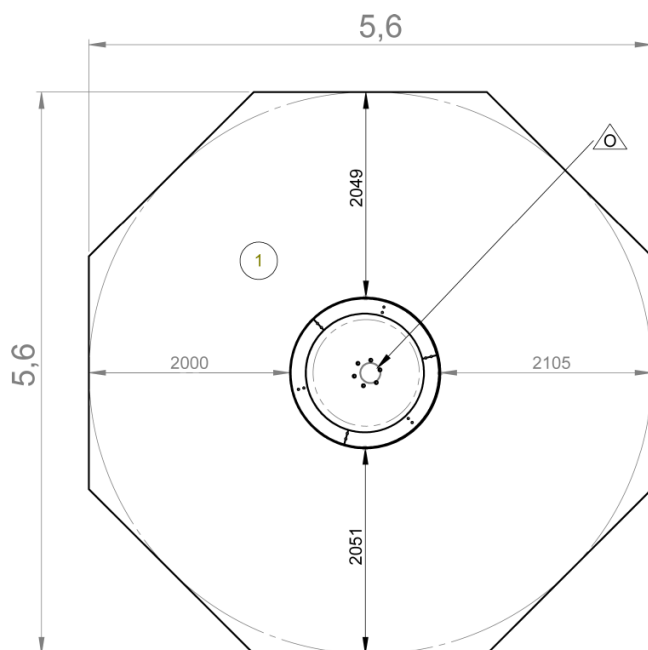




x1

Installation of equipment

IMPORTANT: It is essential to refer to the installation instructions for information on the size of the safety areas.

-  Impact area (minimum normative surface)
 Free space



1	 1m	 26m ²
---	---	---



2



1h45



0.15m³



26m²



157kg



88kg

