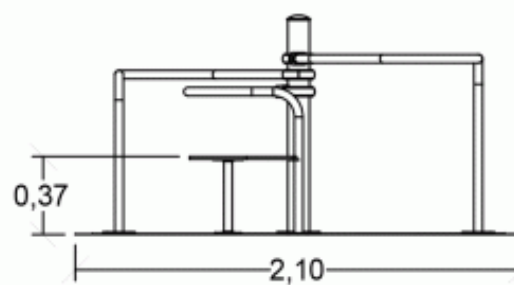
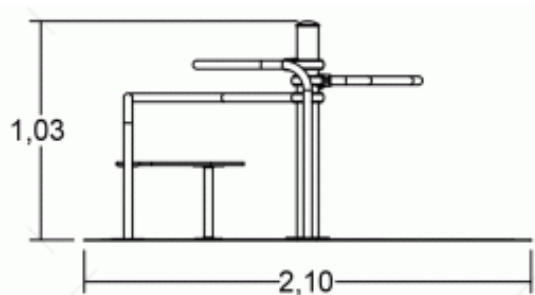


Physical inclusion
Sensory inclusion
Cognitive inclusion



Play value : **3**

meeting



x1

balancing



x1



rotating

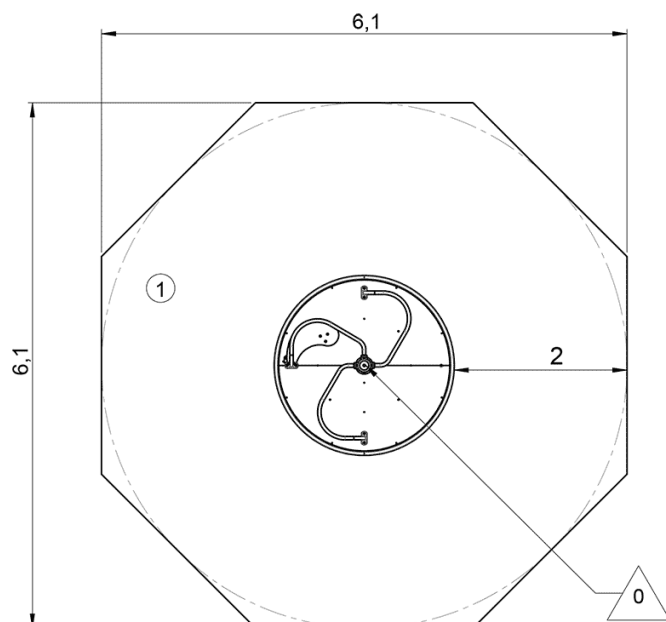




x1

Installation of equipment

IMPORTANT: It is essential to refer to the installation instructions for information on the size of the safety areas.

-  Impact area (minimum normative surface)
 Free space



		
1	1m	27,5m ²



2



03h00



0.4m³



27.5m²



303kg



270kg

