



6+



20



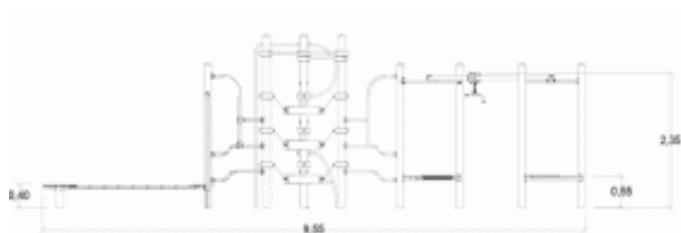
2,72m



1 = 9,57m  
2 = 8,53m  
3 = 3,03m



Physical inclusion  
Sensory inclusion  
Cognitive inclusion



Play value : **14**

climbing



x1

sliding



x1

hanging



x1

balancing



x3

climbing



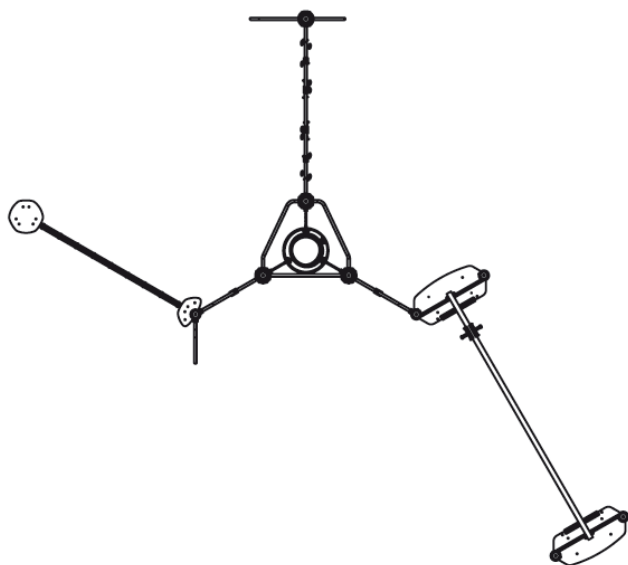
x4

getting across



x4

## Components

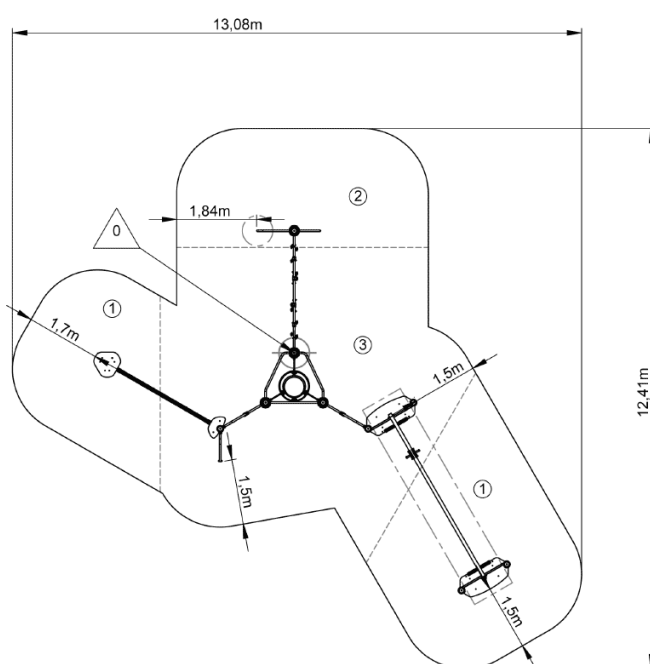


- ❶ Parrot mast
- ❷ Interconnection
- ❸ Balance sling
- ❹ Cableway
- ❺ Climbing buoy
- ❻ Tubes wall

## Installation of equipment

**IMPORTANT:** It is essential to refer to the installation instructions for information on the size of the safety areas.

- Impact area (minimum normative surface)
- - - Free space



1	<0,6m	33,5m <sup>2</sup>
2	2m	6m <sup>2</sup>
3	2,72m	42,5m <sup>2</sup>



2

05h00

1.2m<sup>3</sup>

82m<sup>2</sup>

288kg

14kg

EN  
1176