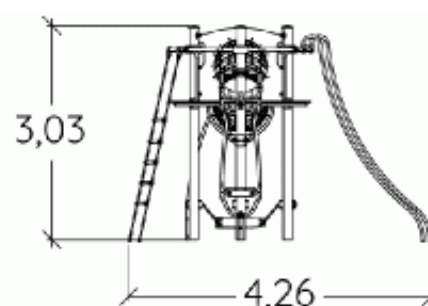
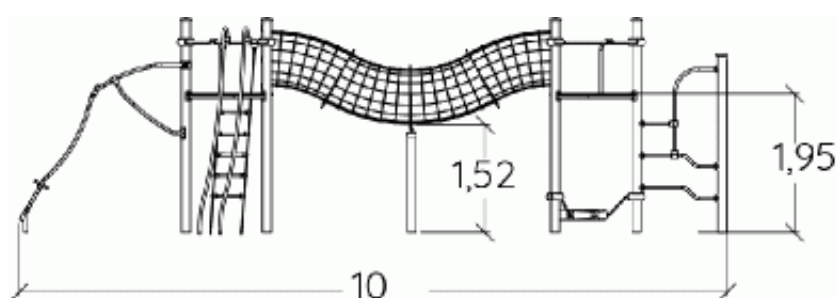


Physical inclusion  
Sensory inclusion  
Cognitive inclusion



Play value : 12

sliding



x1

meeting



x2

resting



x1

crawling



x1

balancing



x3

rotating



x1

climbing



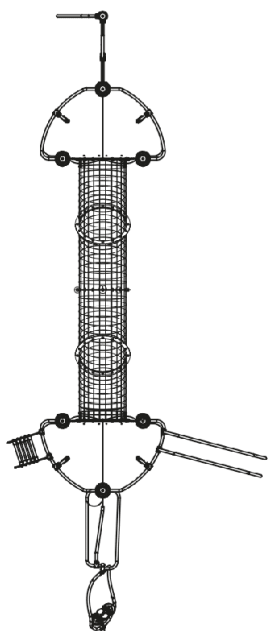
x2

getting across



x1

## Components


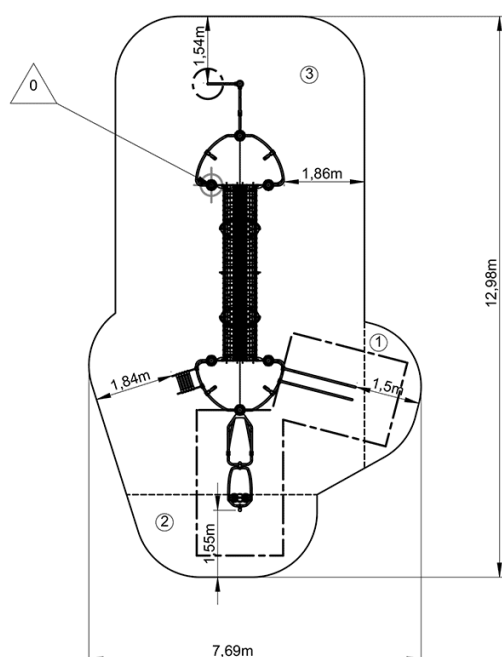


- ❶ Gyro
- ❷ Rope ladder
- ❸ Speed slide
- ❹ Tour gamma sans porte
- ❺ Interconnection
- ❻ Horizontal buoy
- ❼ Net tunnel

## Installation of equipment

**IMPORTANT:** It is essential to refer to the installation instructions for information on the size of the safety areas.

- Impact area (minimum normative surface)
- - - Free space



1	0,6m	3,5m <sup>2</sup>
2	0,7m	7m <sup>2</sup>
3	1,95m	63,5m <sup>2</sup>



2



07h00



1m<sup>3</sup>



74m<sup>2</sup>



456kg



24kg

