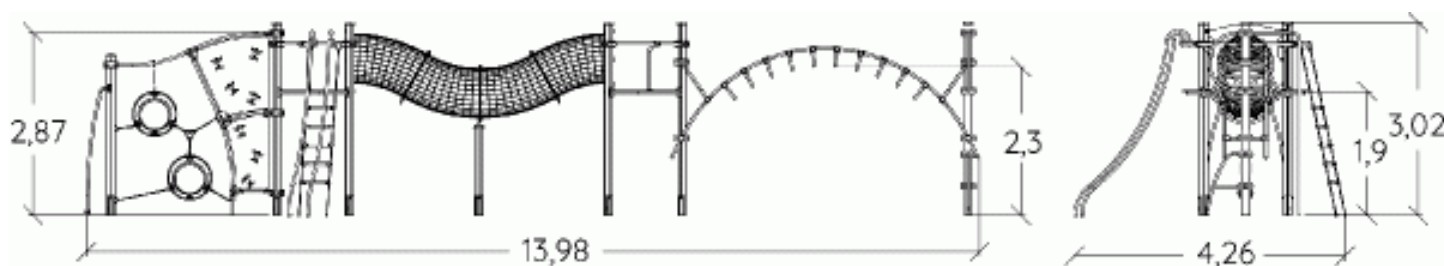


Physical inclusion  
Sensory inclusion  
Cognitive inclusion



Play value : **16**

climbing



x1

sliding



x2

meeting



x2

resting



x2

hanging



x1

crawling



x1

balancing



x1

climbing



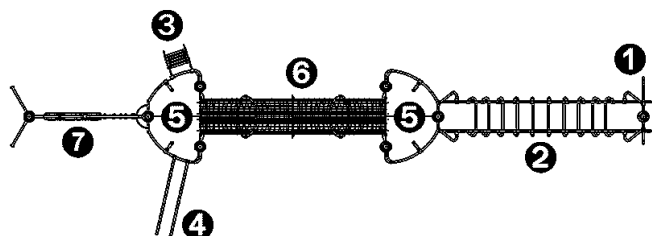
x3

getting across



x3

## Components

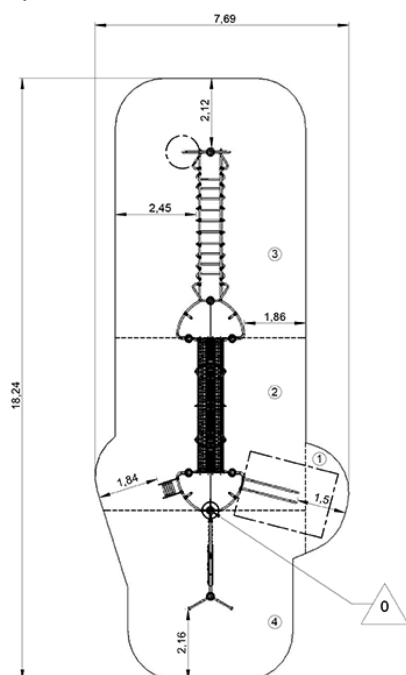


- ❶ Parrot mast
- ❷ Great arch
- ❸ Rope ladder
- ❹ Speed slide
- ❺ Tour gamma sans porte
- ❻ Tunnel filaire
- ❼ Mur d'escalade

## Installation of equipment

**IMPORTANT:** It is essential to refer to the installation instructions for information on the size of the safety areas.

- Impact area (minimum normative surface)
- Free space



1	0,6m	3,5m <sup>2</sup>
2	1,95m	31,5m <sup>2</sup>
3	2,4m	44,5m <sup>2</sup>
4	2,87m	26,5m <sup>2</sup>



2

25h00

0.7m<sup>3</sup>

106m<sup>2</sup>

564kg

53kg

EN

1176