



2-6



4



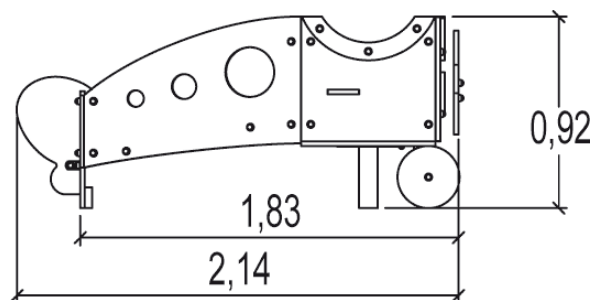
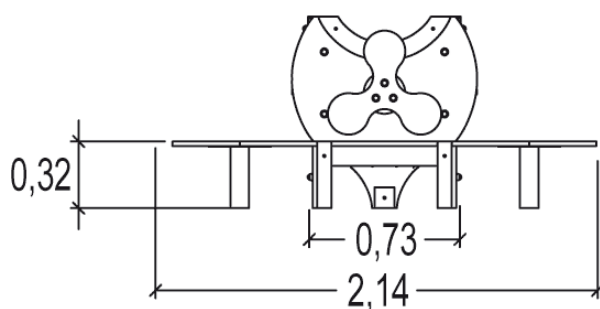
0,6m



1 = 2,16m
2 = 2,05m
3 = 0,93m



Physical inclusion
Sensory inclusion
Cognitive inclusion



Play value : **4**

role play



x1

meeting



x1

resting



x1


handling



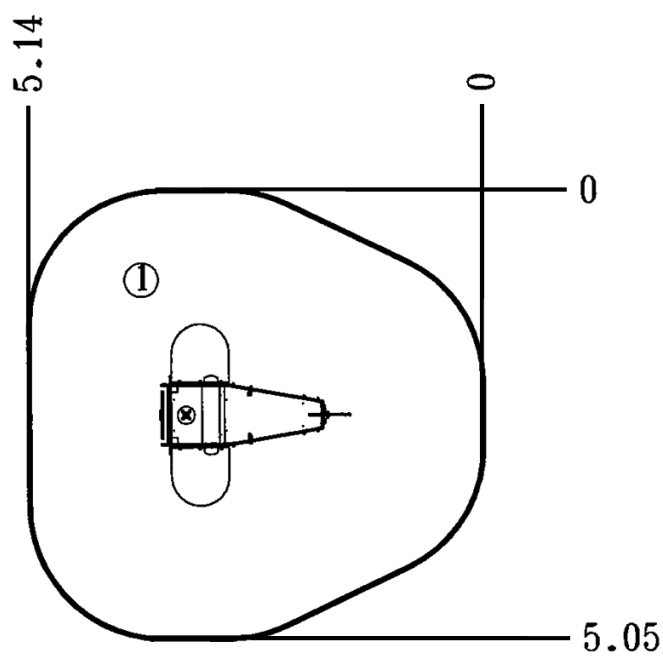
x1



Installation of equipment

IMPORTANT: It is essential to refer to the installation instructions for information on the size of the safety areas.

 Impact area (minimum normative surface)

 Free space



		
1	0,6m	22m ²



2



03h45



0.14m³



22m²



120kg



27kg

