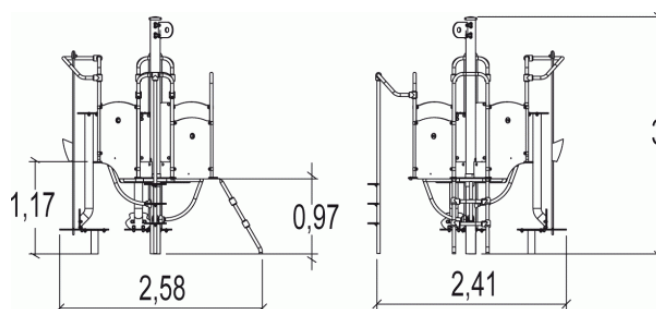


Physical inclusion
Sensory inclusion
Cognitive inclusion



Play value : **18**

role play



x3

meeting



x3

handling



x4

thinking



x2

tactile stimulation



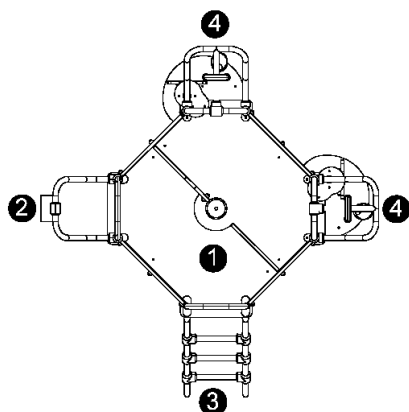
x4

climbing



x2

Components

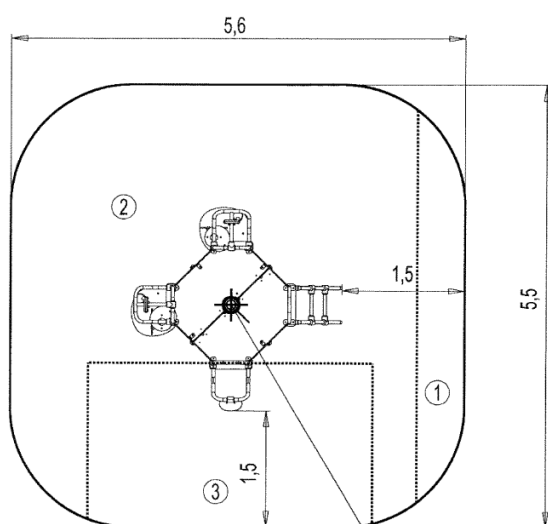


- ① Sahara Platform
- ② Coconut tree mast
- ③ Inclined ladder
- ④ Sand Play

Installation of equipment

IMPORTANT: It is essential to refer to the installation instructions for information on the size of the safety areas.

- Impact area (minimum normative surface)
- - - Free space



Point de Référence
Setting Out Point
Punto de referencia
Bezugspunkt

1	0,60m	2,5m ²
2	1,17m	20m ²
3	1,3m	7,5m ²



2



10h30



0.2m³



29m²



262kg



14kg

