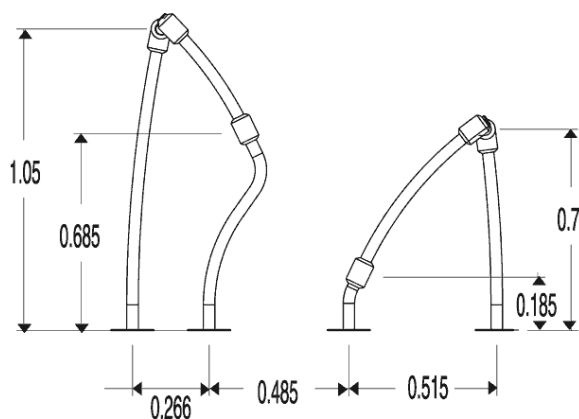
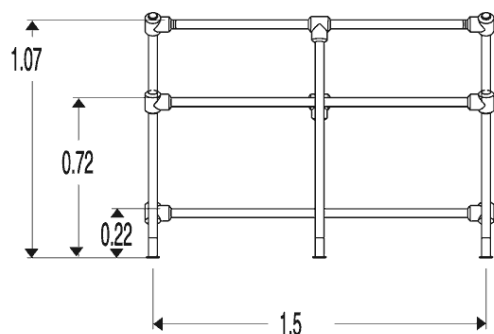





1=1.59m 2=1.3m 3=1.2m



Fittings made of shock-resistant filled polyamide. Reinforced with



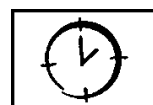
### INSTALLATION



0.2m<sup>3</sup>



1



2h00

### OTHER INFORMATION

Total weight = 35 kg

Heaviest part = 3 kg