

MEETING POINT (1 ROOF)

Furniture (bench, waste bin, shelter...)


J2840



1=2.24m 2=1.4m 3=2.3m



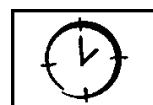
INSTALLATION



0.4m³



2

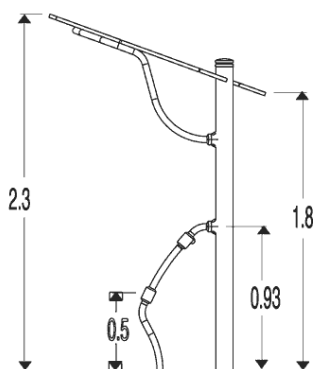
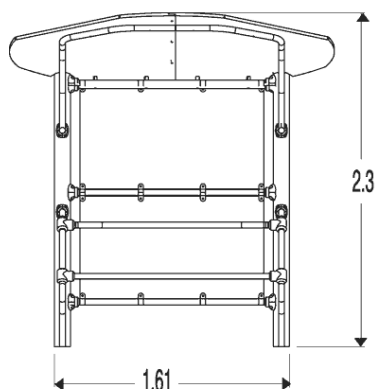


4h00

OTHER INFORMATION



2 players



Total weight = 129 kg

Heaviest part = 22 kg