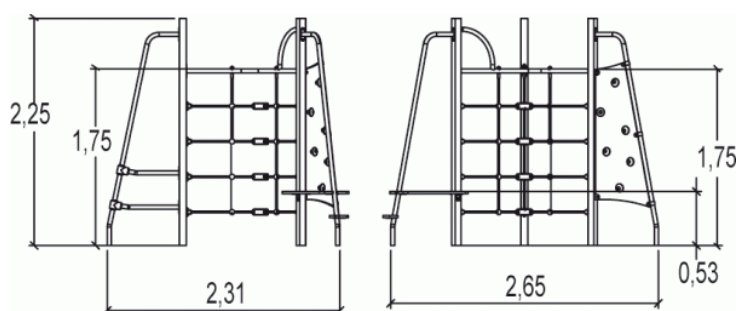


Physical inclusion
Sensory inclusion
Cognitive inclusion



Play value : **3**

climbing



x1

meeting



x1

balancing

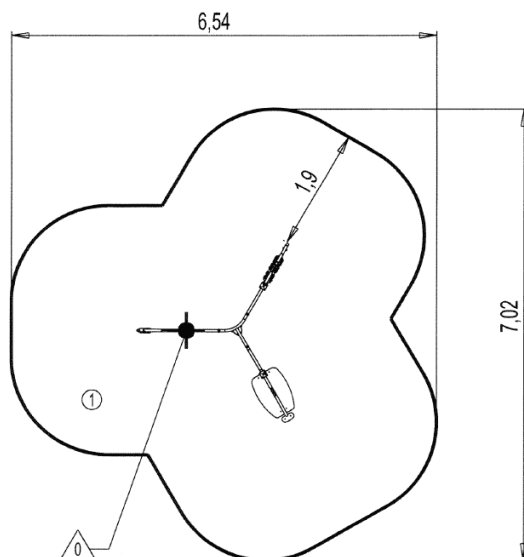


x1



Installation of equipment

IMPORTANT: It is essential to refer to the installation instructions for information on the size of the safety areas.

-  Impact area (minimum normative surface)
 Free space



Point de Référence
 Setting Out Point
 Punto de referencia
 Bezugspunkt

	 2,1m	 32,5m ²
1		



2



02h00



0.2m³



33m²



115kg



18kg

