



3+



25



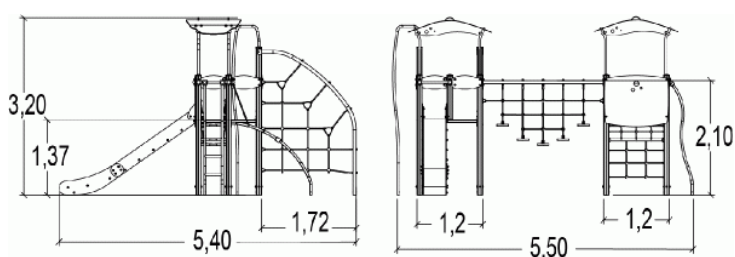
2,6m



1 = 5,5m
2 = 5,4m
3 = 3,2m



Physical inclusion
Sensory inclusion
Cognitive inclusion



Play value : **12**

sliding



x2

meeting



x2

balancing



x1

taking shelter



x2

climbing



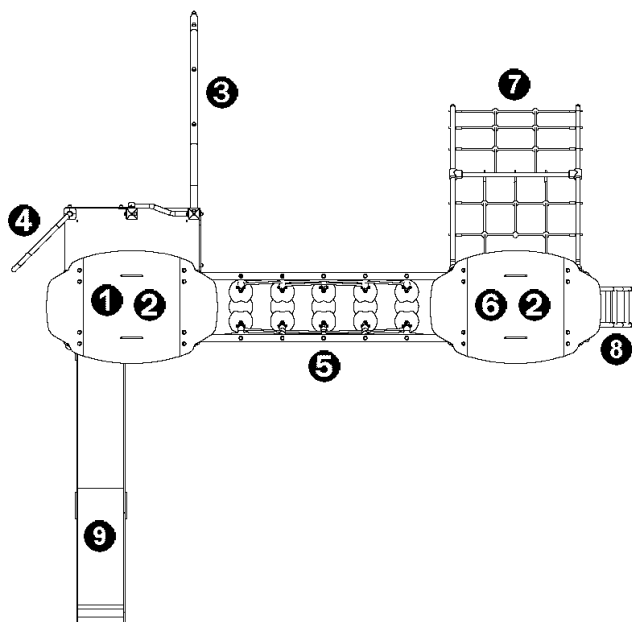
x3

getting across



x2

Components

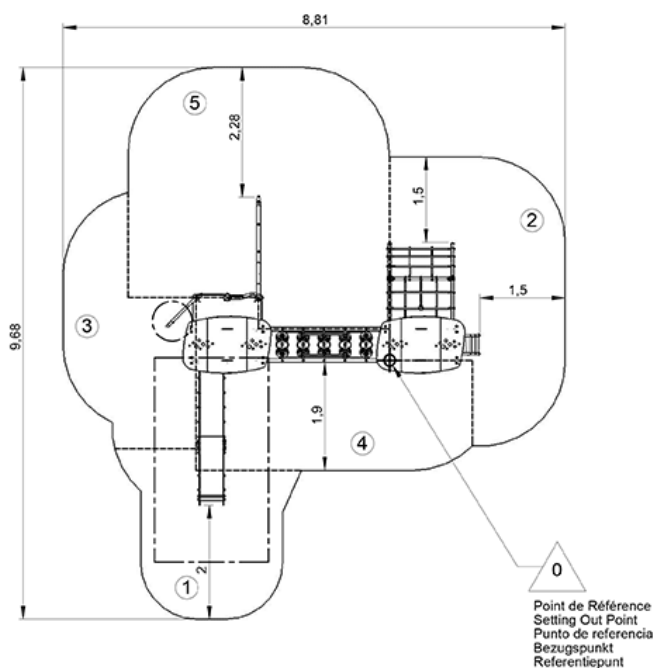


- ❶ Square platform
- ❷ Roof
- ❸ Arch net H: 1.37m
- ❹ Fireman's pole H: 1.37m
- ❺ Floating steps
- ❻ Rectangular platform
- ❼ Incline net H: 1.37m
- ❽ Curved ladder
- ❾ Slide H: 1.37m

Installation of equipment

IMPORTANT: It is essential to refer to the installation instructions for information on the size of the safety areas.

- Impact area (minimum normative surface)
- Free space



1	1m	7m ²
2	1,37m	13m ²
3	2m	7m ²
4	2,1m	12m ²
5	2,6m	19m ²



2

18h00

0.4m³

58m²

512kg

22kg

EN
1176