



4+



36



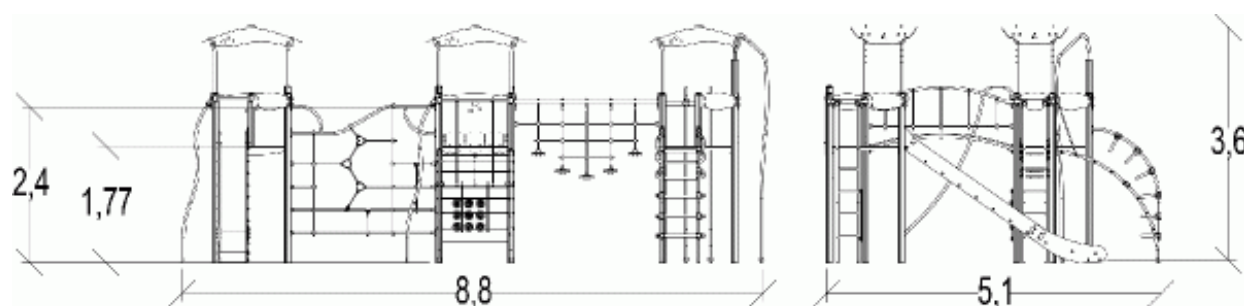
2,5m



1 = 8,92m
2 = 5,11m
3 = 3,62m



Physical inclusion
Sensory inclusion
Cognitive inclusion



Play value : **23**

role play



x1

sliding



x3

meeting



x4

handling



x1

balancing



x1

taking shelter



x3

thinking



x1

visual stimulation



x1

climbing



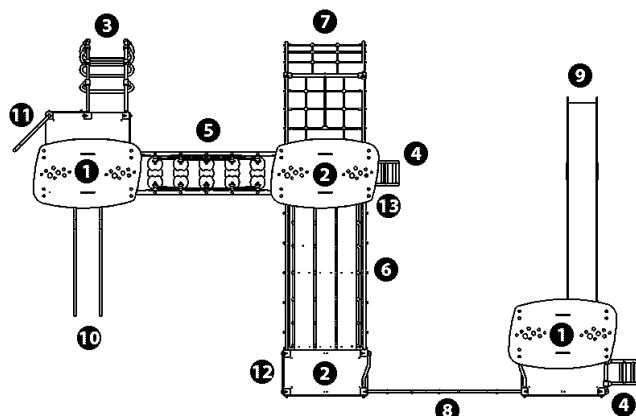
x5

getting across



x3

Components

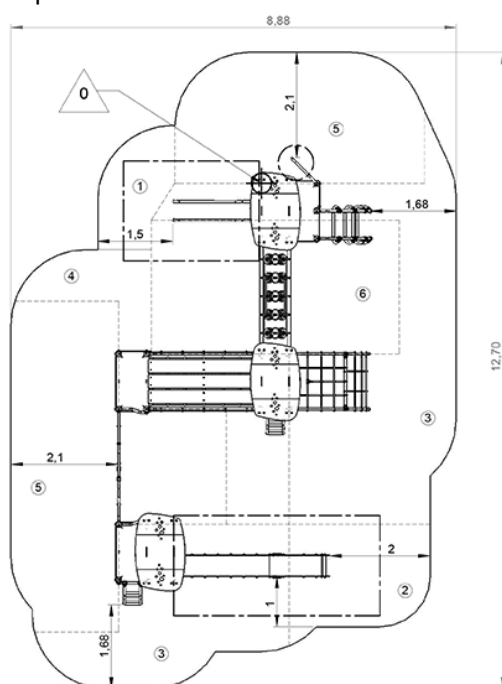


- ① Rectangular platform
- ② Square platform
- ③ Curved ladder
- ④ The curved ladder
- ⑤ Floating steps
- ⑥ Curved bridge
- ⑦ Curved climbing net
- ⑧ Climbing net
- ⑨ Slide
- ⑩ Speed Slide
- ⑪ Fireman's pole
- ⑫ 4 a la ligne
- ⑬ Morpion

Installation of equipment

IMPORTANT: It is essential to refer to the installation instructions for information on the size of the safety areas.

- Impact area (minimum normative surface)
- - - Free space



1	0,6m	3m ²
2	1m	7,5m ²
3	1,77m	30m ²
4	2,3m	8m ²
5	2,4m	31,5m ²
6	2,5m	13,5m ²



3

15h00

0.8m³

93.5m²

1052kg

71kg

EN
1176