



2+



19



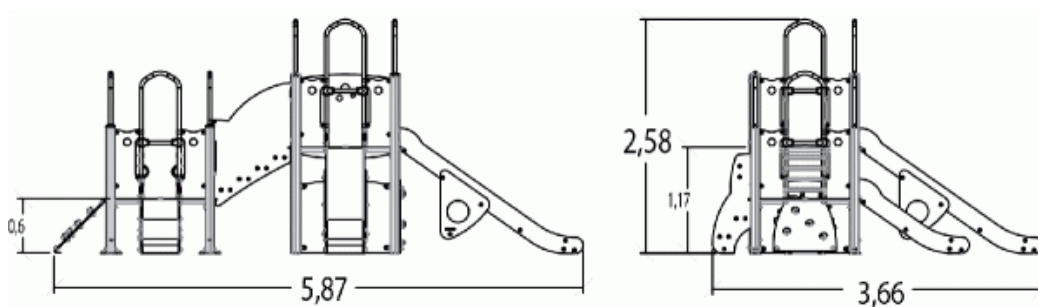
1,17m



1 = 5,87m  
2 = 3,66m  
3 = 2,58m



Physical inclusion  
Sensory inclusion  
Cognitive inclusion



Play value : **20**

climbing



x1

role play



x3

sliding



x3

meeting



x2

resting



x2

handling



x2

hiding



x1

thinking



x2

tactile stimulation



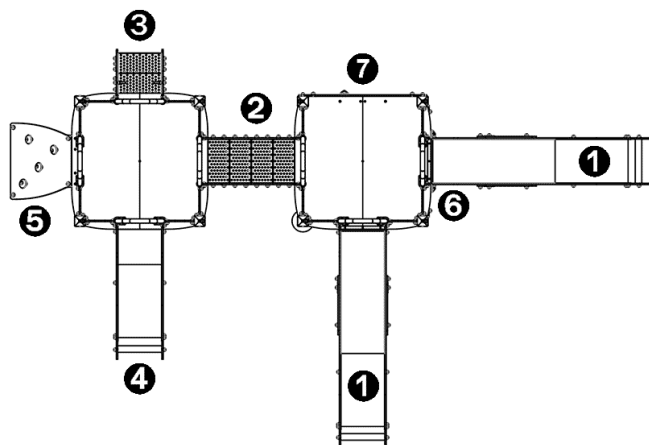
x2

climbing



x2

## Components

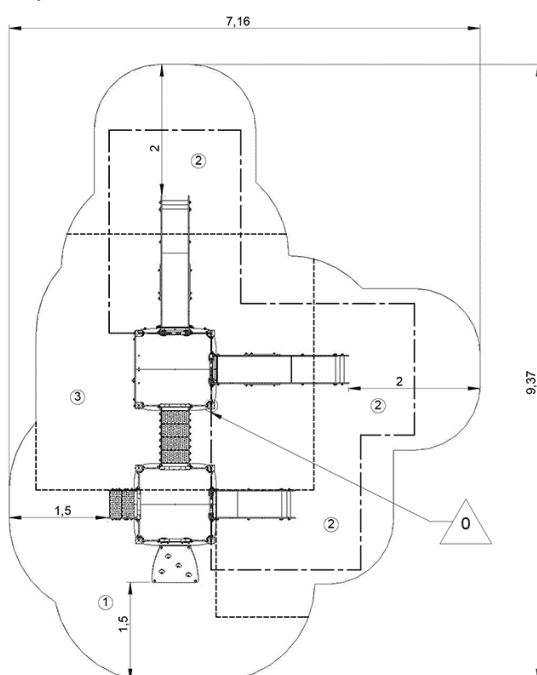


- ❶ Slide HT: 1.17m
- ❷ Connecting staircase
- ❸ Steps
- ❹ Slide HT: 0.6m
- ❺ Slope
- ❻ Flower panel
- ❼ The Pachinko Play Panel

## Installation of equipment

**IMPORTANT:** It is essential to refer to the installation instructions for information on the size of the safety areas.

- Impact area (minimum normative surface)
- - - Free space



1	0,6m	9m <sup>2</sup>
2	1m	17,5m <sup>2</sup>
3	1,17m	16m <sup>2</sup>



2

12h00

0.49m<sup>3</sup>

42.5m<sup>2</sup>

530kg

17kg

EN  
1176