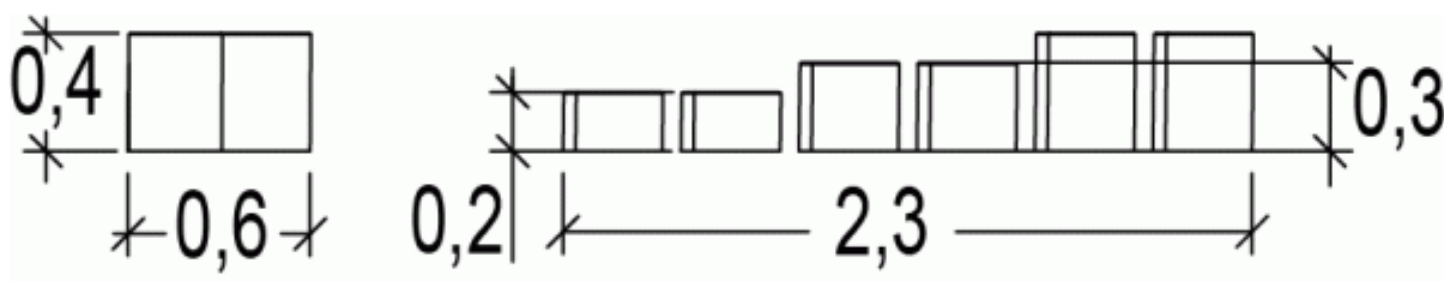


Physical inclusion
Sensory inclusion
Cognitive inclusion



Play value : **3**

jumping



x1

balancing



x1

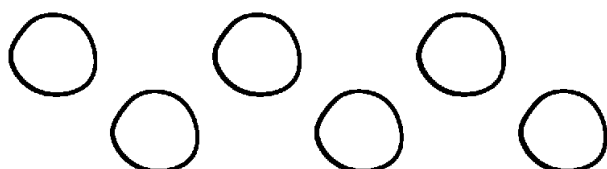
getting across



x1



Components

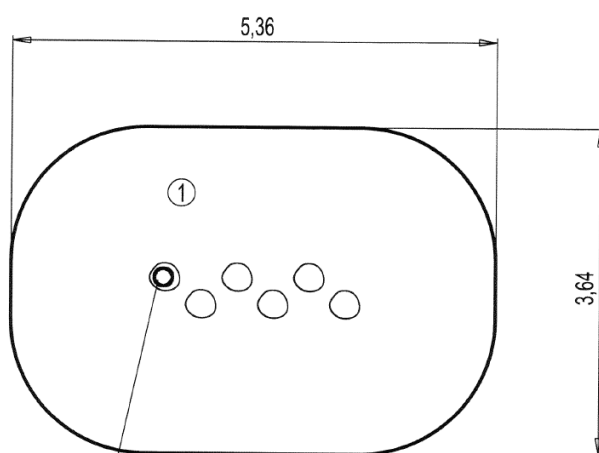
1 Japanese steps





Installation of equipment

IMPORTANT: It is essential to refer to the installation instructions for information on the size of the safety areas.

-  Impact area (minimum normative surface)
-  Free space



Point de Référence
Setting Out Point
Punto de referencia
Bezugspunkt
Referentiepunt

1	 <0,6m	 18m ²
---	--	---



2

00h50

0m³

18m²

250kg

250kg

EN

1176