



2+



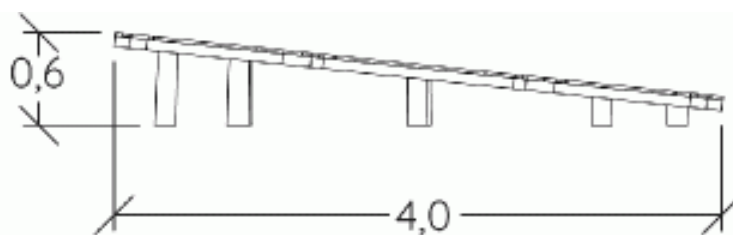
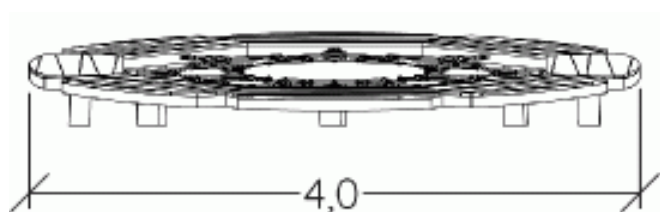

28



0,6m




1 = 4m
2 = 4m
3 = 0,6m

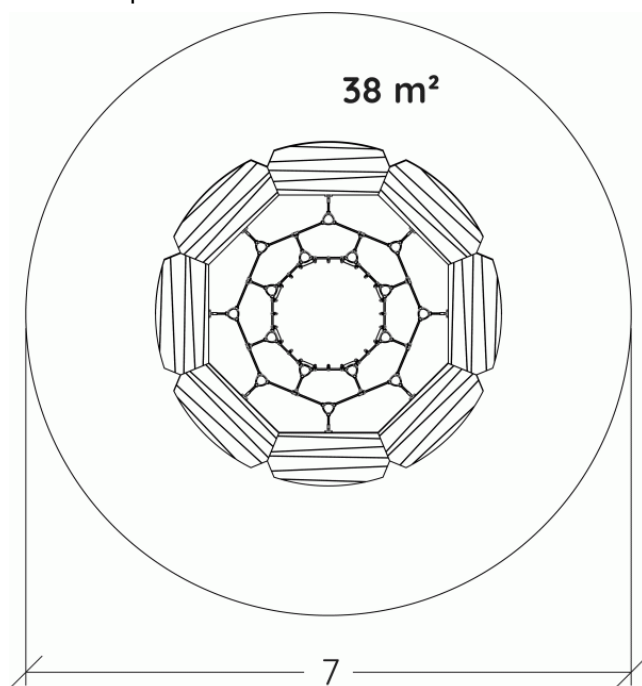




Installation of equipment

IMPORTANT: It is essential to refer to the installation instructions for information on the size of the safety areas.

 Impact area (minimum normative surface)

 Free space



		
1	<0,60m	38,5m²



2



06h00



0.52m³



38.5m²



507kg



465kg

