



2+



7



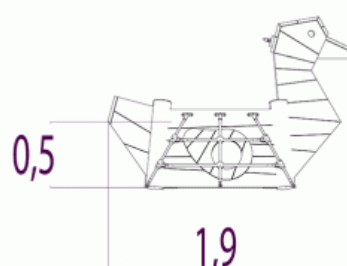
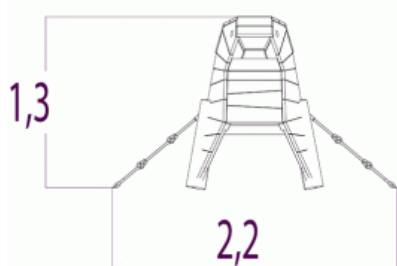

0,6m



1 = 1,89m  
2 = 2,14m  
3 = 1,3m



Physical inclusion  
Sensory inclusion  
Cognitive inclusion



Play value :

9

role play



x1

meeting



x1

hiding



x1

balancing



x2

taking shelter



x1

visual stimulation



x1


climbing



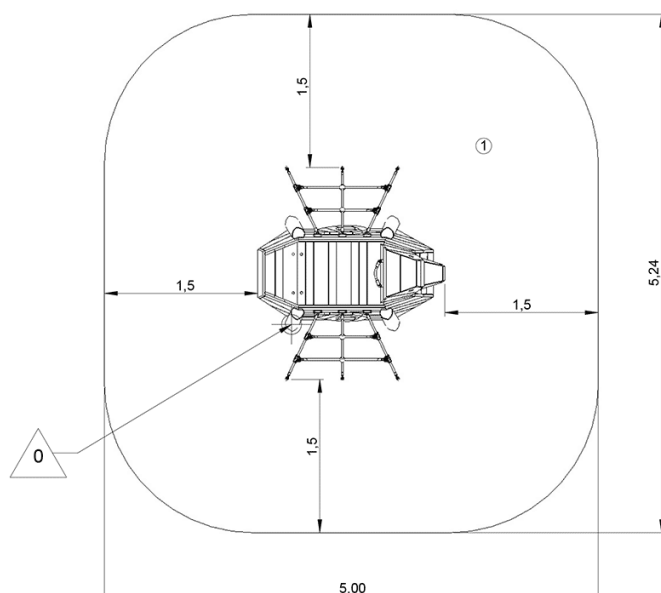
x2



## Installation of equipment

**IMPORTANT:** It is essential to refer to the installation instructions for information on the size of the safety areas.

 Impact area (minimum normative surface)

 Free space



		
1	0,60m	24,5m <sup>2</sup>



2



40h00



0.35m<sup>3</sup>



24.5m<sup>2</sup>



190kg



174kg

