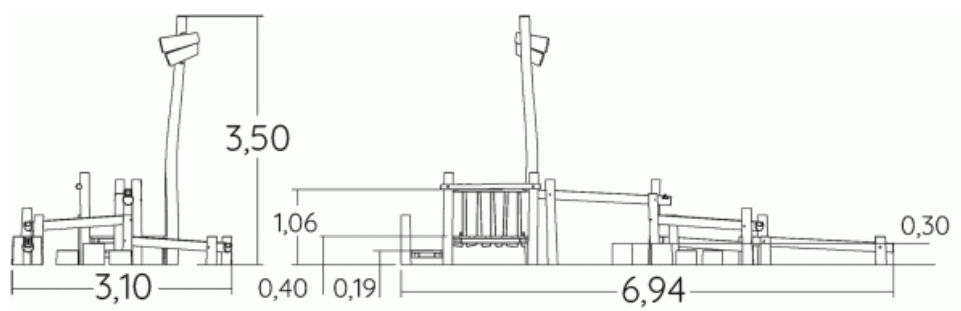


Physical inclusion
Sensory inclusion
Cognitive inclusion



Play value : **16**

role play



x1

meeting



x1

resting



x4

handling



x4

thinking



x4

tactile stimulation



x1


climbing



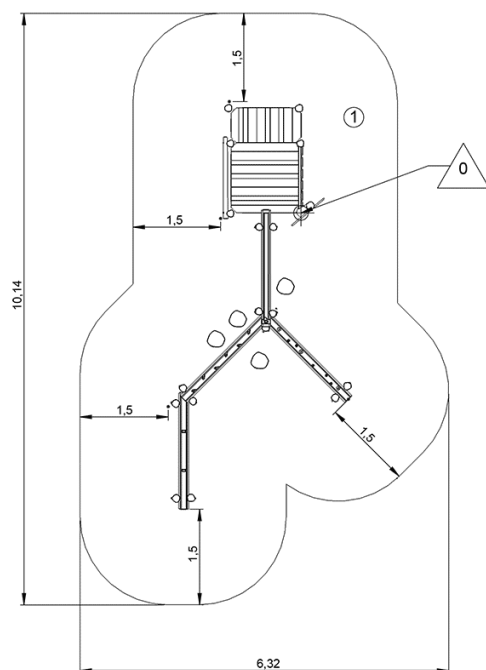
x1

Installation of equipment

IMPORTANT: It is essential to refer to the installation instructions for information on the size of the safety areas.

 Impact area (minimum normative surface)

 Free space



1	<0,6m	47m ²
---	-------	------------------



2

16h00

1.15m³

47m²

1203kg

1200kg

EN
1176