



2+



17



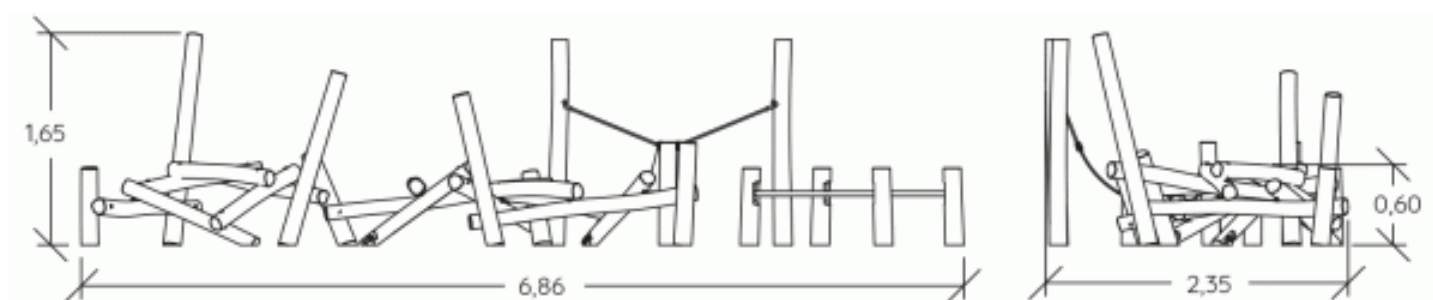
0,6m



1 = 6,86m  
2 = 2,32m  
3 = 1,6m



Physical inclusion  
Sensory inclusion  
Cognitive inclusion



**Play value :** **16**

role play



x1

meeting



x3

resting



x2

crawling



x2

balancing



x3

climbing



x2


getting across



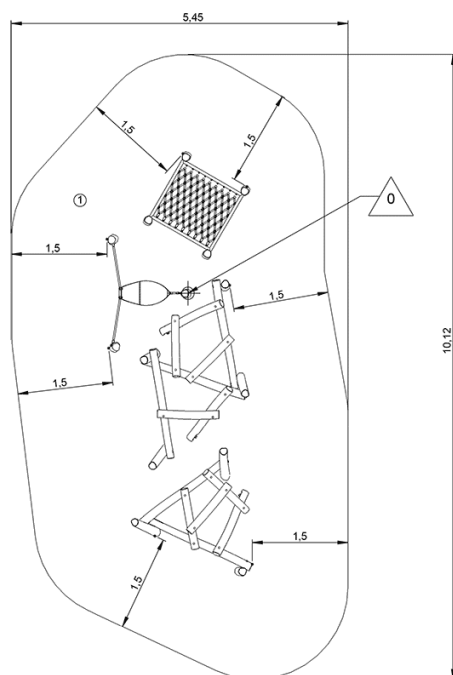
x3

## Installation of equipment

**IMPORTANT:** It is essential to refer to the installation instructions for information on the size of the safety areas.

 Impact area (minimum normative surface)

 Free space



1	0,6m	45,5m <sup>2</sup>
---	------	--------------------



2

10h00

1m<sup>3</sup>

45.5m<sup>2</sup>

531kg

210kg

EN  
1176