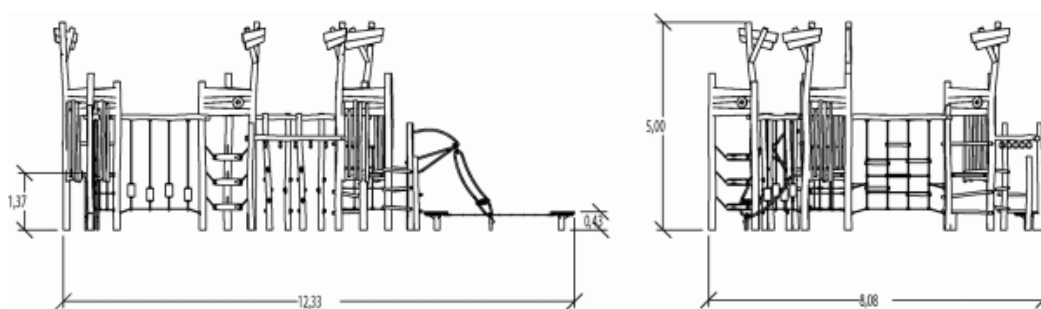


Physical inclusion
Sensory inclusion
Cognitive inclusion



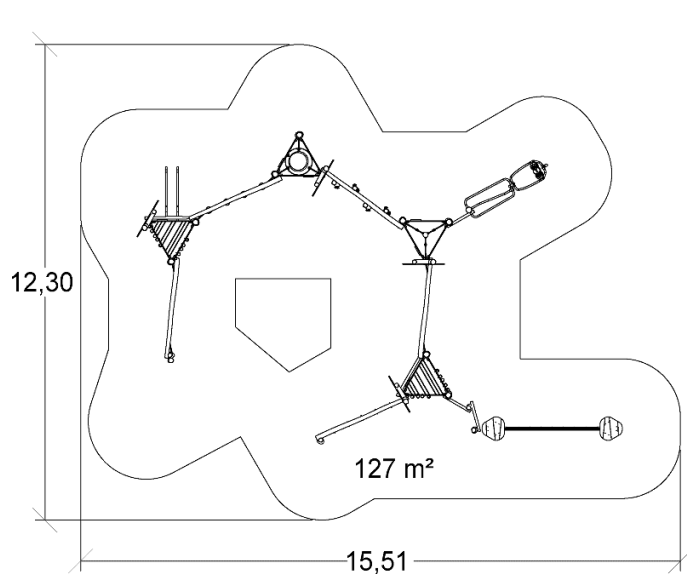
Play value : 28



climbing	sliding	meeting	resting	hanging	balancing	rotating	visual stimulation
x1	x1	x1	x1	x1	x6	x1	x1
climbing	getting across						
x6	x9						

Installation of equipment

IMPORTANT: It is essential to refer to the installation instructions for information on the size of the safety areas.

-  Impact area (minimum normative surface)
 Free space



		
1	2m	127m²



0



00h00



1.26m³



127m²



-



-

