



3+



70



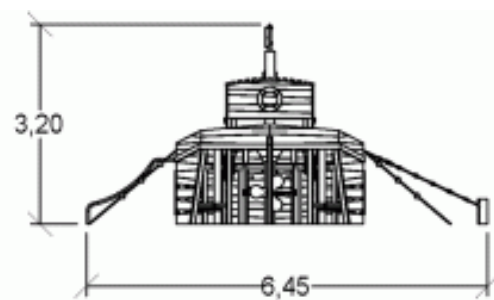
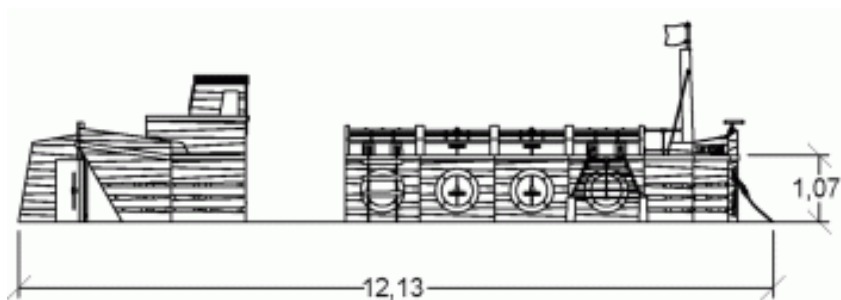

1,5m



1 = 12,13m

2 = 6,45m

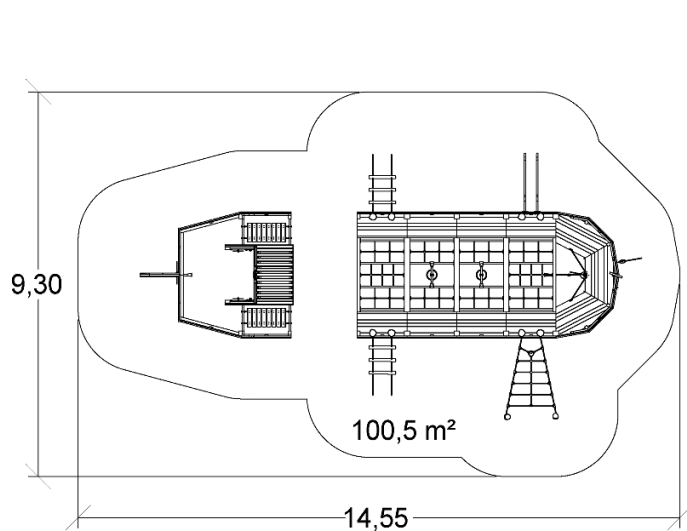
3 = 3,2m





## Installation of equipment

**IMPORTANT:** It is essential to refer to the installation instructions for information on the size of the safety areas.

— Impact area (minimum normative surface)  
- - - Free space



		
1	1,5m	100,5m <sup>2</sup>



0



00h00



3.12m<sup>3</sup>



100.5m<sup>2</sup>



-



-

