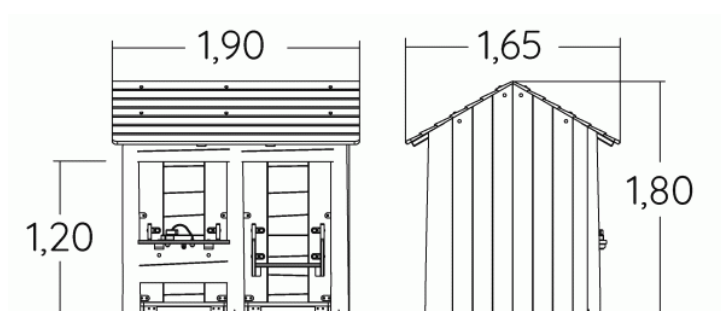


Physical inclusion  
Sensory inclusion  
Cognitive inclusion



## Play value : 7

role play



x1

meeting



x1

resting



x2

handling



x1

taking shelter



x1


tactile stimulation



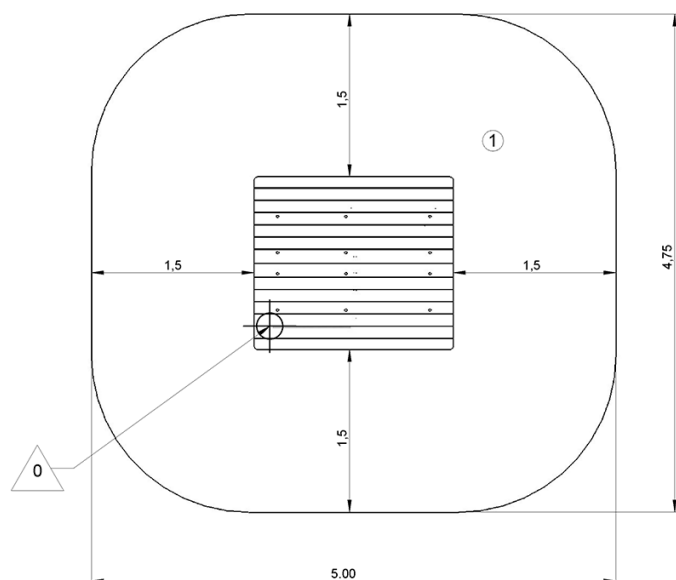
x1



## Installation of equipment

**IMPORTANT:** It is essential to refer to the installation instructions for information on the size of the safety areas.

 Impact area (minimum normative surface)

 Free space



1	 <0,6m	 21m <sup>2</sup>
---	---	--



2



7h00



0m<sup>3</sup>



21m<sup>2</sup>



450kg



450kg

