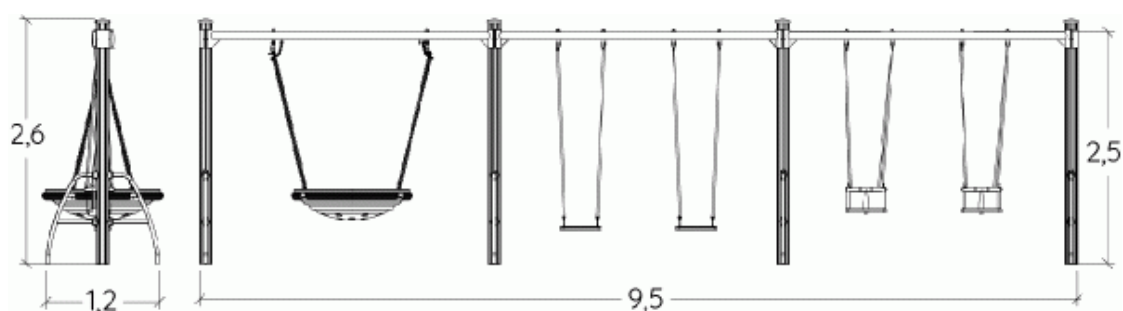


Physical inclusion  
Sensory inclusion  
Cognitive inclusion



## Play value : 3

meeting



x1

resting



x1

swinging



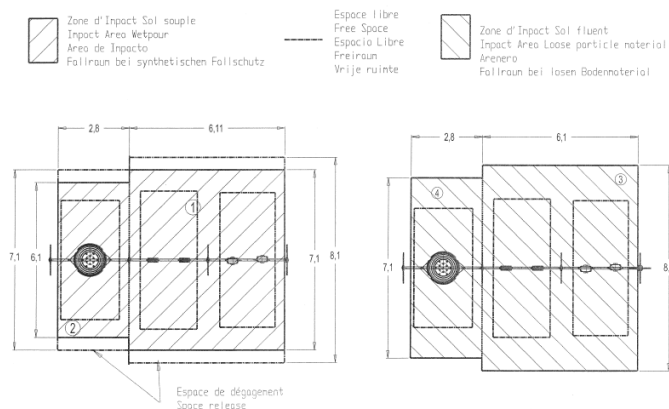


x1

## Installation of equipment

**IMPORTANT:** It is essential to refer to the installation instructions for information on the size of the safety areas.

Impact area (minimum normative surface)

Free space

1	1,4m	43m <sup>2</sup>
2	1,55m	17,5m <sup>2</sup>
3	1,4m	49m <sup>2</sup>
4	1,55m	20m <sup>2</sup>



2

04h00

1.9m<sup>3</sup>

60.5m<sup>2</sup>

253kg

43kg

EN  
1176