



2+



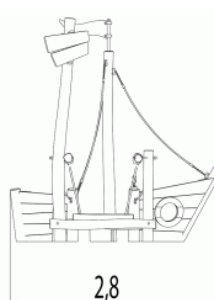
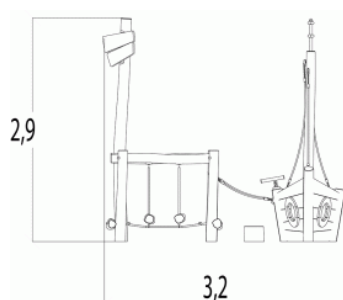
11



0,6m



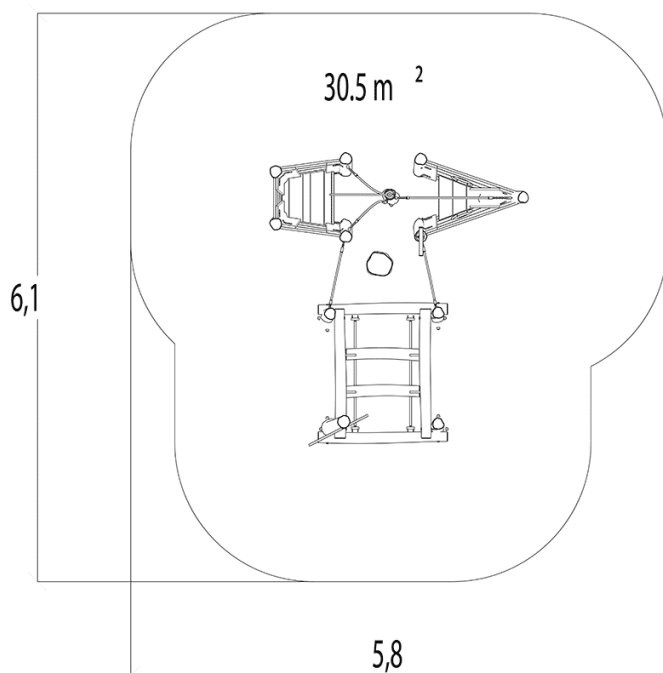
1 = 3,2m
2 = 2,8m
3 = 2,94m





Installation of equipment

IMPORTANT: It is essential to refer to the installation instructions for information on the size of the safety areas.

— Impact area (minimum normative surface)
- - - Free space



		
1	<0,60m	30,5m ²



2



04h00



0.4m³



30.5m²



547kg



510kg

