


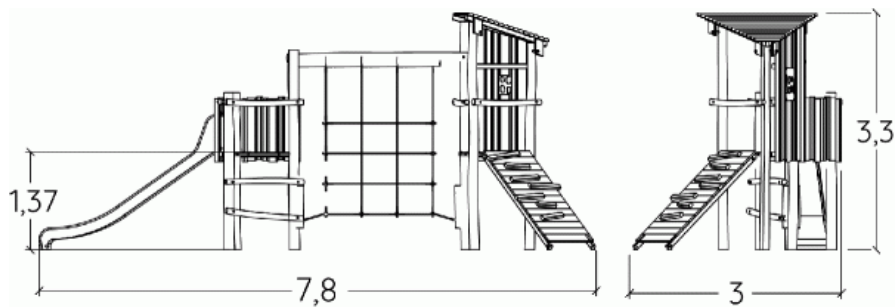

 **3+**  
 **13**  
 **1,7m**









 1 = 7,8m  
 2 = 3m  
 3 = 3,3m



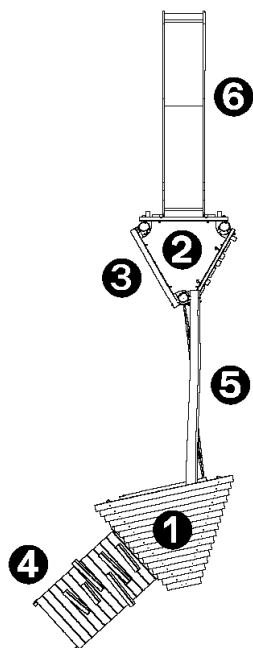
Physical inclusion  
Sensory inclusion  
Cognitive inclusion



**Play value :** **10**

role play	sliding	meeting	taking shelter	visual stimulation	climbing	getting across
						
<b>x1</b>	<b>x1</b>	<b>x2</b>	<b>x1</b>	<b>x1</b>	<b>x3</b>	<b>x1</b>



## Components

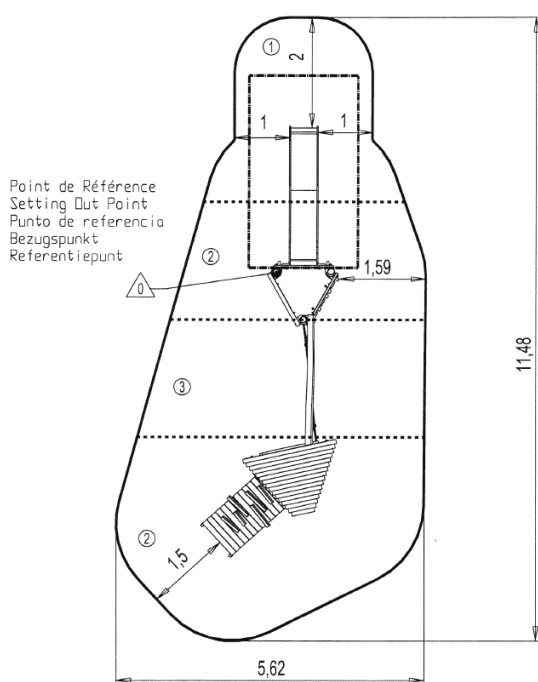




- ① Roof
- ② Platform Ht: 1.37m
- ③ Vertical ladder Ht: 1.17
- ④ Sloping ramp with logs Ht: 1.37m
- ⑤ Vertical net
- ⑥ Slide Ht: 1.37m

## Installation of equipment

**IMPORTANT:** It is essential to refer to the installation instructions for information on the size of the safety areas.

-  Impact area (minimum normative surface)
-  Free space



		
1	1m	9m <sup>2</sup>
2	1,37m	26,5m <sup>2</sup>
3	1,7m	11m <sup>2</sup>



2

10h00

0.13m<sup>3</sup>

46.5m<sup>2</sup>

565kg

57kg

EN

1176