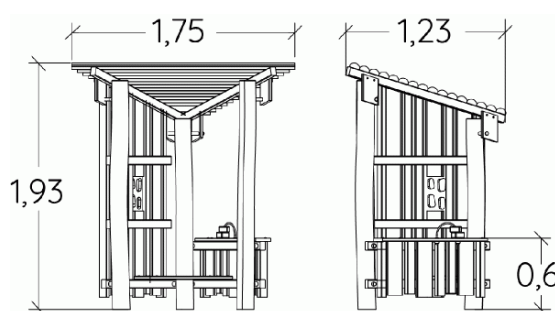


Physical inclusion
Sensory inclusion
Cognitive inclusion



Play value :

7

role play



x1

meeting



x1

resting



x1

handling



x1

taking shelter



x1

tactile stimulation



x1

visual stimulation

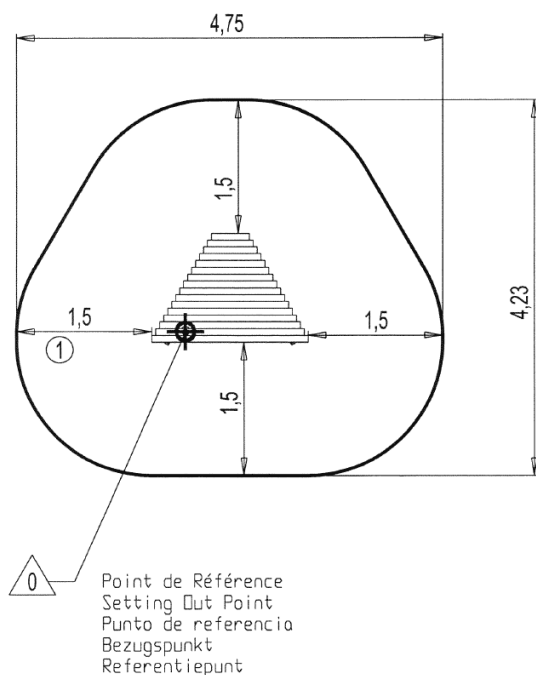




x1

Installation of equipment

IMPORTANT: It is essential to refer to the installation instructions for information on the size of the safety areas.

-  Impact area (minimum normative surface)
 Free space



1	 <0,6m	 16m ²
---	--	---



2



0m³



16m²



181kg



35kg

