



2+



26



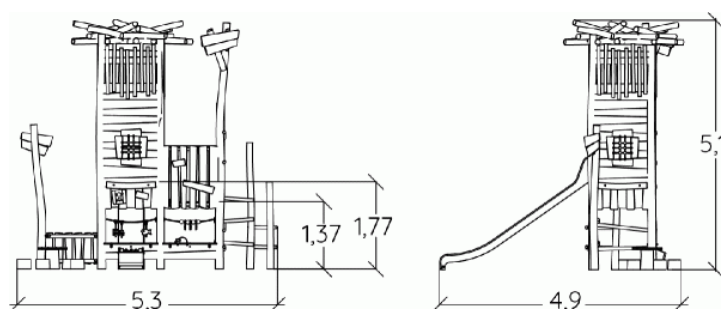
1,77m



1 = 5,22m
2 = 4,98m
3 = 5,06m



Physical inclusion
Sensory inclusion
Cognitive inclusion



Play value : **20**

role play



x1

sliding



x1

meeting



x3

resting



x3

handling



x4

taking shelter



x2

tactile stimulation



x4

visual stimulation



x1


climbing



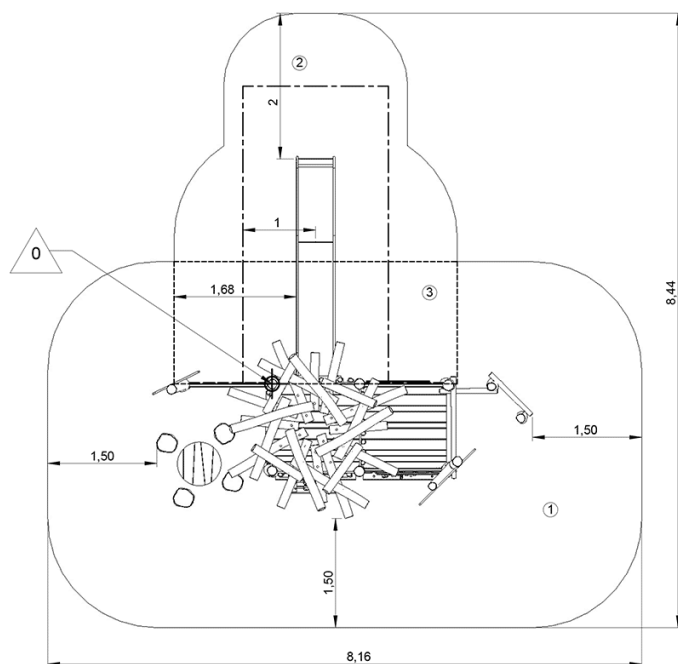
x1

Installation of equipment

IMPORTANT: It is essential to refer to the installation instructions for information on the size of the safety areas.

 Impact area (minimum normative surface)

 Free space



1	0,6m	33m ²
2	1m	10m ²
3	1,77m	7m ²



2

14h00

0.7m³

50m²

1977kg

1900kg

EN
1176