



6+



17



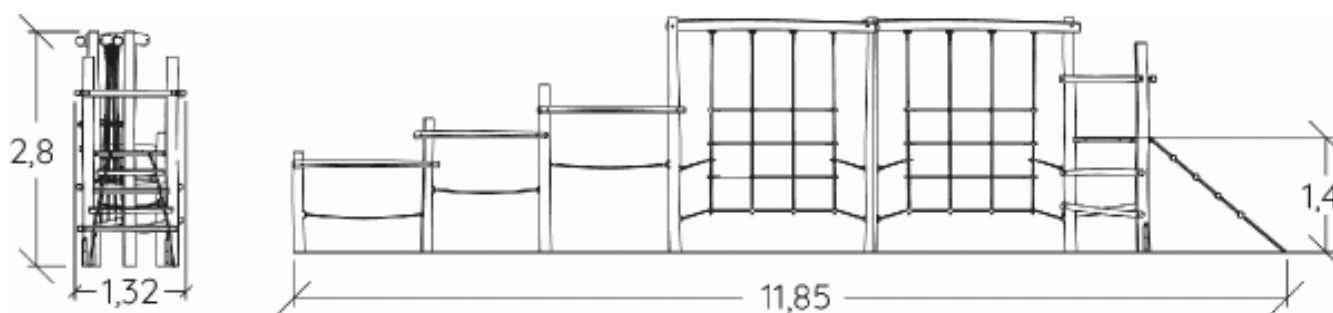
1,7m



1 = 1,32m
2 = 11,85m
3 = 2,8m



Physical inclusion
Sensory inclusion
Cognitive inclusion



Play value : **12**

role play



x1

meeting



x1

balancing



x2

climbing



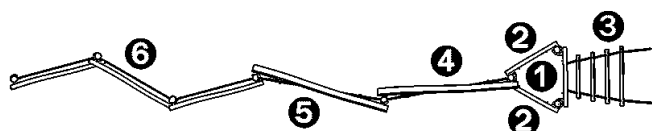
x5

getting across



x3

Components

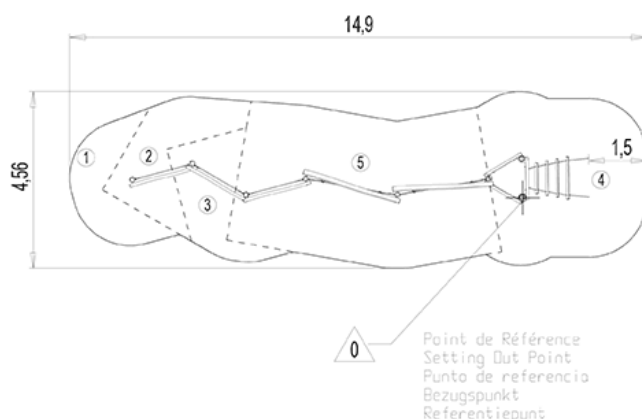


- ❶ Platform
- ❷ Vertical ladder Ht: 1.17
- ❸ Flexible log ladder Ht: 1.37m
- ❹ Vertical net
- ❺ Vertical net
- ❻ Rope walkway

Installation of equipment

IMPORTANT: It is essential to refer to the installation instructions for information on the size of the safety areas.

- Impact area (minimum normative surface)
- Free space



1	0,6m	4,5m ²
2	0,86m	6m ²
3	1,17m	5m ²
4	1,37m	16,5m ²
5	1,7m	25m ²



2

08h00

0.3m³

57m²

419kg

38kg

EN

1176