



3+



34



1,7m



1 = 7,29m

2 = 8m

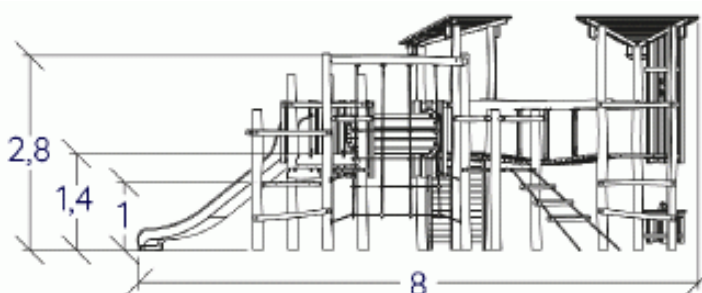
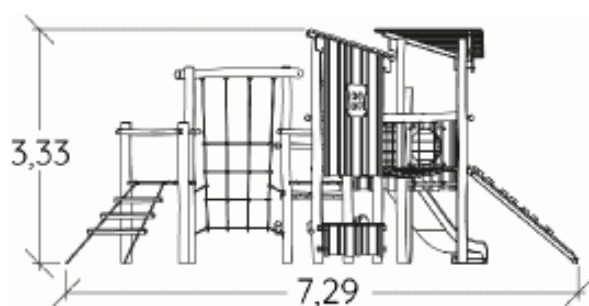
3 = 3,33m



Physical inclusion

Sensory inclusion

Cognitive inclusion



Play value : **29**

role play



x5

sliding



x1

meeting



x7

handling



x1

crawling



x1

hiding



x1

balancing



x1

taking shelter



x2

tactile stimulation



x1

visual stimulation



x1

climbing



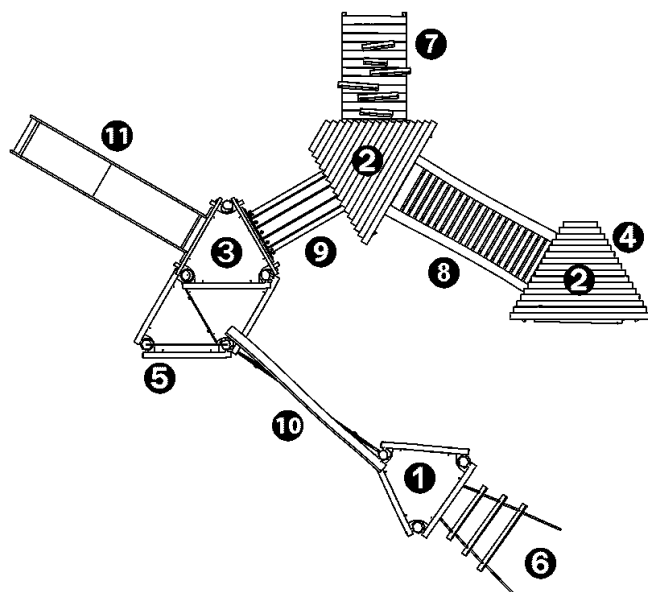
x5

getting across



x3

## Components

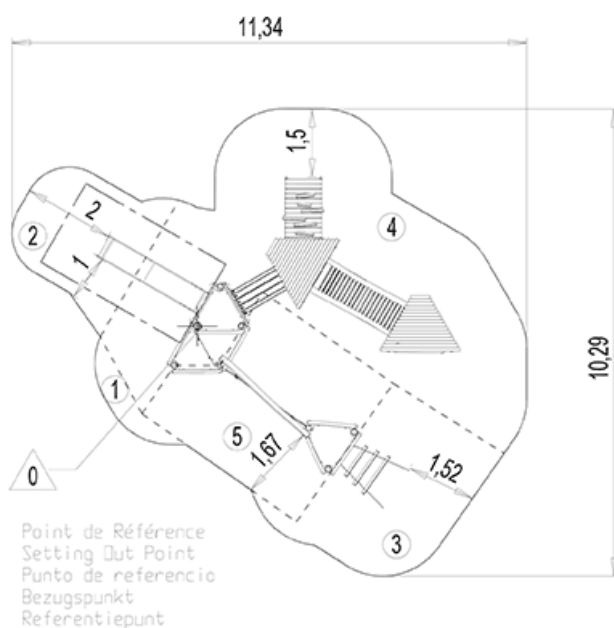


- ❶ Platform
- ❷ Roof
- ❸ Platform Ht: 1.37m
- ❹ Bridge 1 plank Ht: 0.97mm
- ❺ Vertical ladder Ht: 1.17
- ❻ Flexible log ladder Ht: 1.17m
- ❼ Sloping ramp with logs Ht: 1.37m
- ❽ Flexible bridge
- ❾ Green tunnel
- ❿ Vertical net
- ⓫ Slide Ht: 1.37m

## Installation of equipment

**IMPORTANT:** It is essential to refer to the installation instructions for information on the size of the safety areas.

- Impact area (minimum normative surface)
- - - Free space



1	0,97m	1,5m <sup>2</sup>
2	1m	7,5m <sup>2</sup>
3	1,17m	11,5m <sup>2</sup>
4	1,37m	37,5m <sup>2</sup>
5	1,7m	14m <sup>2</sup>



2

20h00

0.2m<sup>3</sup>

72m<sup>2</sup>

1228kg

57kg

EN  
1176