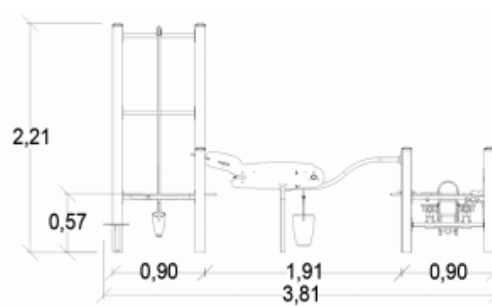
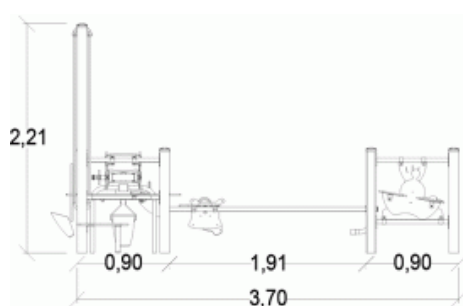


Physical inclusion
Sensory inclusion
Cognitive inclusion



Play value : **22**

role play



x1

meeting



x2

handling



x7

thinking



x4

tactile
stimulation



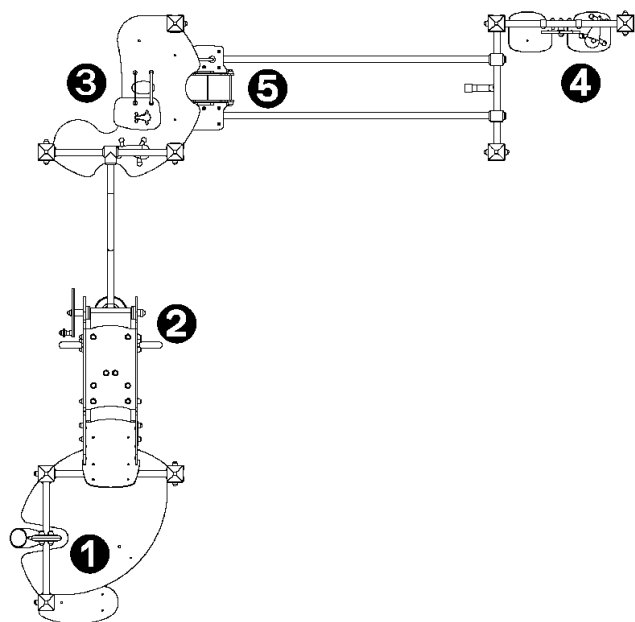
x7

climbing



x1

Components

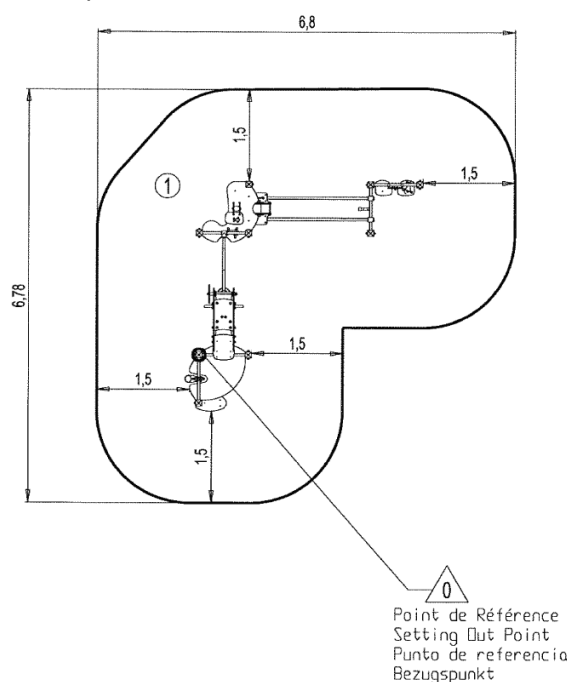


- ❶ Crane
- ❷ Conveyor belt
- ❸ Stencil
- ❹ Scale
- ❺ Transporter

Installation of equipment

IMPORTANT: It is essential to refer to the installation instructions for information on the size of the safety areas.

- Impact area (minimum normative surface)
- Free space



1	<0,6m	35m ²
---	-------	------------------



2

03h00

0.3m³

35m²

235kg

21kg

EN
1176