



**2+**



**15**



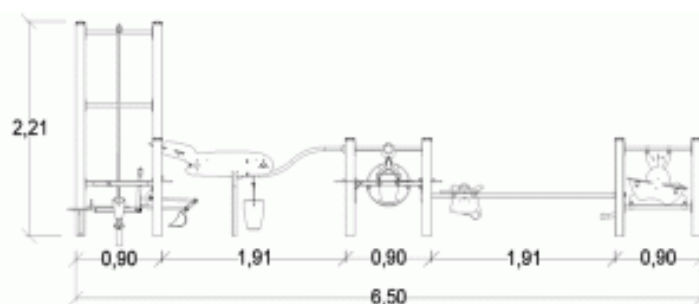
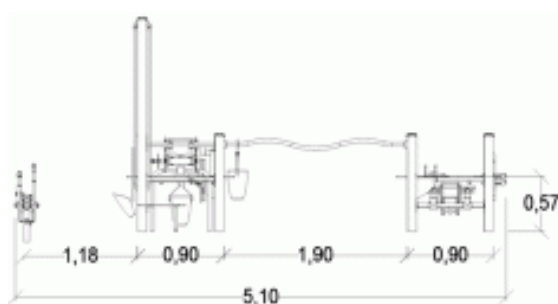

**0,6m**



1 = 6,87m  
2 = 5,17m  
3 = 2,18m



Physical inclusion  
Sensory inclusion  
Cognitive inclusion



**Play value : 34**

role play



**x2**

meeting



**x3**

resting



**x1**

handling



**x10**

thinking



**x7**

tactile stimulation



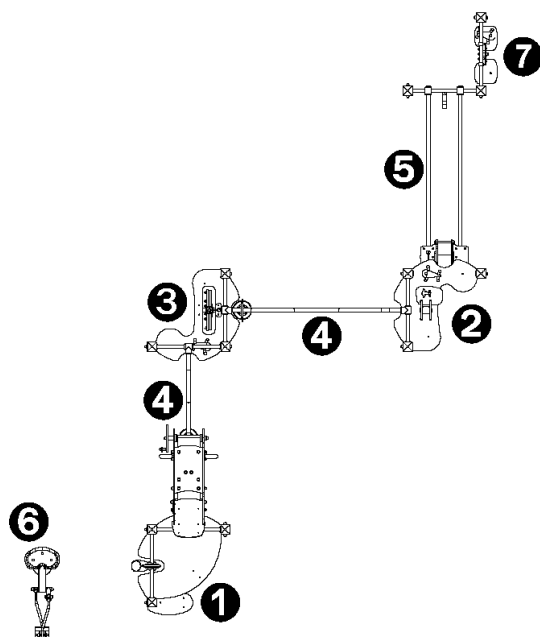
**x10**

climbing



**x1**

## Components

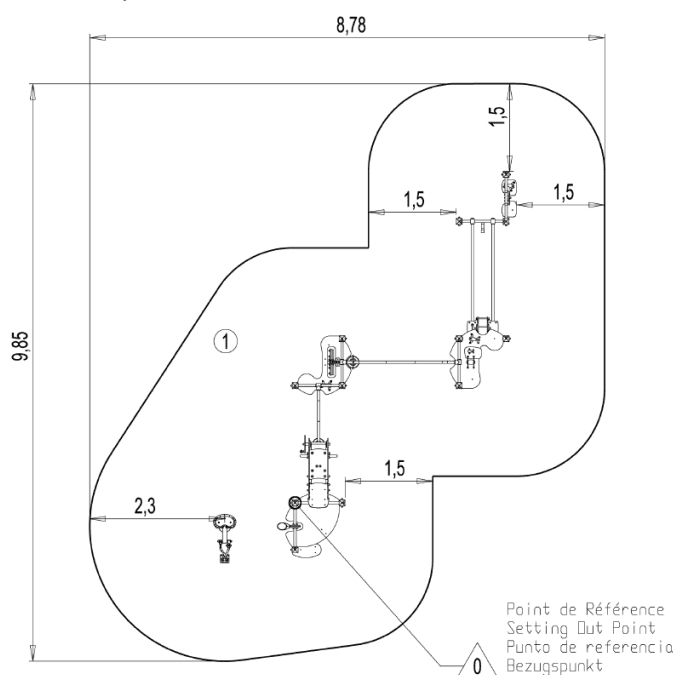


- ❶ Crane
- ❷ Stencil
- ❸ Wheel Mould
- ❹ Conveyor belt
- ❺ Transporter
- ❻ Digger
- ❼ Scale

## Installation of equipment

**IMPORTANT:** It is essential to refer to the installation instructions for information on the size of the safety areas.

- Impact area (minimum normative surface)
- Free space



1	<0,6m	54,7m <sup>2</sup>



2

05h00

0.5m<sup>3</sup>

55m<sup>2</sup>

316kg

21kg

EN  
1176