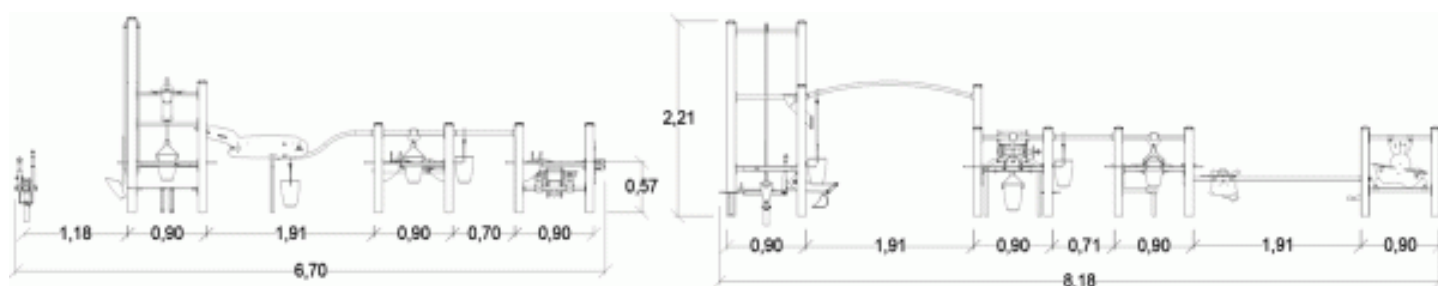


Physical inclusion  
Sensory inclusion  
Cognitive inclusion



**Play value :** **45**

role play



x2

sliding



x1

meeting



x5

resting



x1

handling



x13

thinking



x8

tactile stimulation



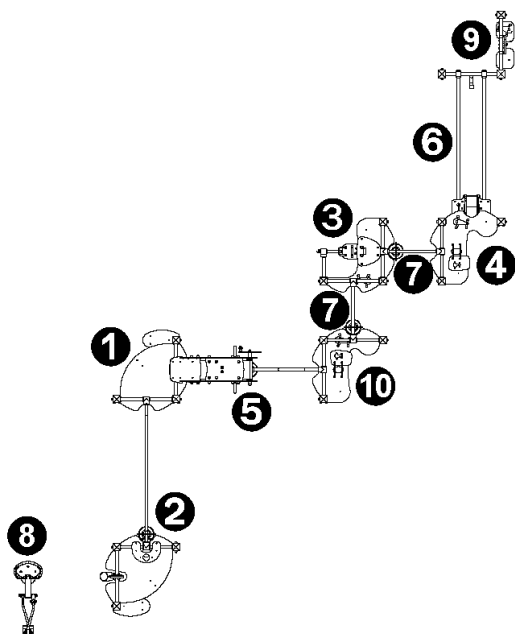
x13

climbing



x2

## Components

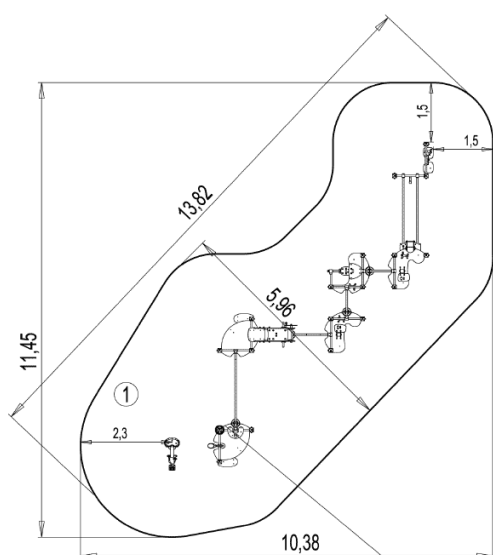


- ❶ Relay
- ❷ The Crane & Bridge
- ❸ Mould
- ❹ Press
- ❺ Conveyor belt
- ❻ Transporter
- ❼ Bucket
- ❽ Digger
- ❾ Scale
- ❿ Stencil



## Installation of equipment

**IMPORTANT:** It is essential to refer to the installation instructions for information on the size of the safety areas.

- Impact area (minimum normative surface)
- Free space



Point de Référence  
Setting Out Point  
Punto de referencia  
Bezugspunkt

		
1	<0,6m	65m <sup>2</sup>



2

08h00

0.7m<sup>3</sup>

65m<sup>2</sup>

445kg

21kg

EN

1176