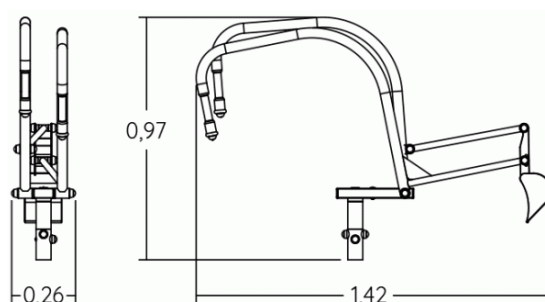


Physical inclusion
Sensory inclusion
Cognitive inclusion



Play value : **3**

role play



x1

handling



x1



thinking

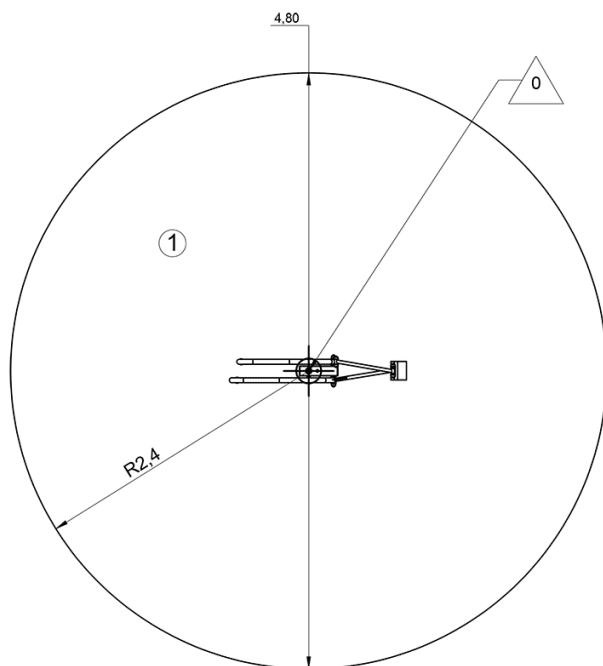




x1

Installation of equipment

IMPORTANT: It is essential to refer to the installation instructions for information on the size of the safety areas.

-  Impact area (minimum normative surface)
 Free space



		
1	<0,6m	18m ²



2



01h00



0.08m³



18m²



17kg



17kg

