
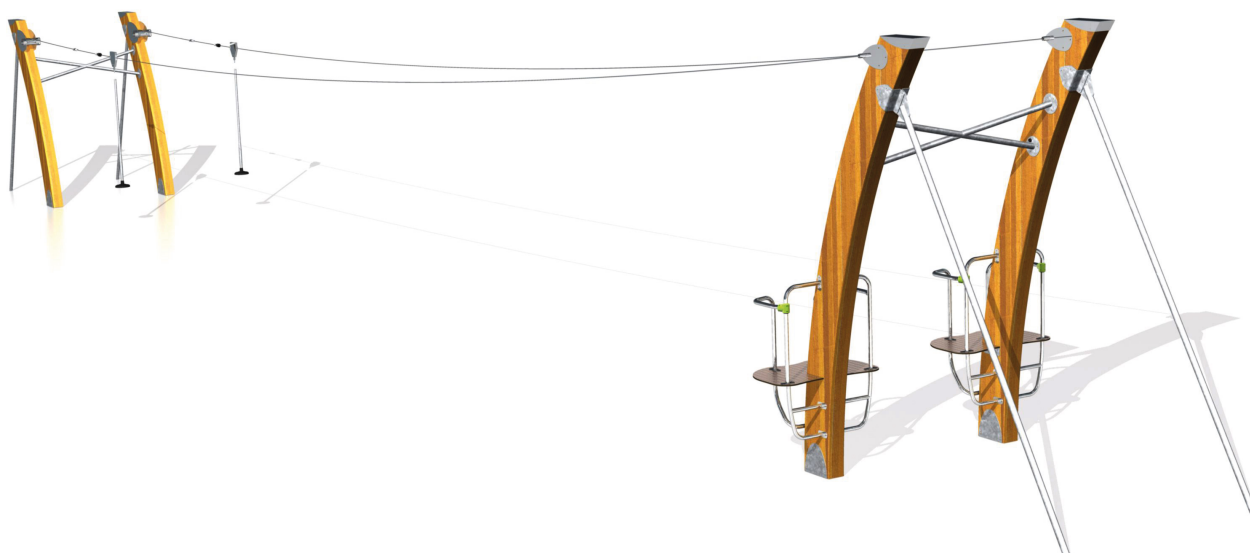


Physical inclusion
Sensory inclusion
Cognitive inclusion



Play value : 3

sliding



x1

meeting



x1

getting across



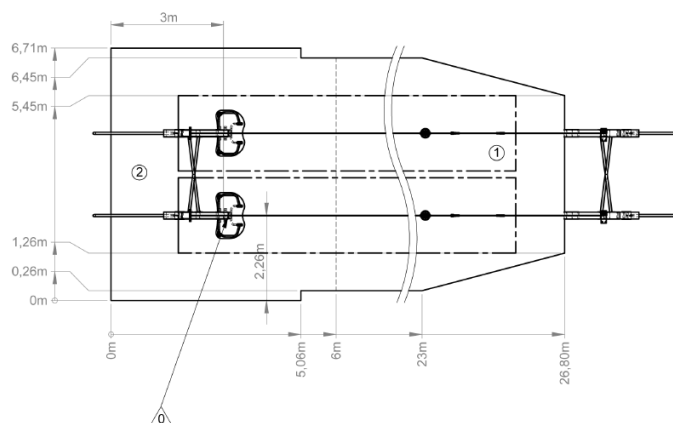
x1

Installation of equipment

IMPORTANT: It is essential to refer to the installation instructions for information on the size of the safety areas.

———— Impact area (minimum normative surface)

- - - - - Free space



| | | |
|---|------|---------------------|
| 1 | 1m | 124,9m ² |
| 2 | 1,4m | 39,8m ² |



2

20h00

5.6m³

165m²

1211kg

193kg



EN

1176