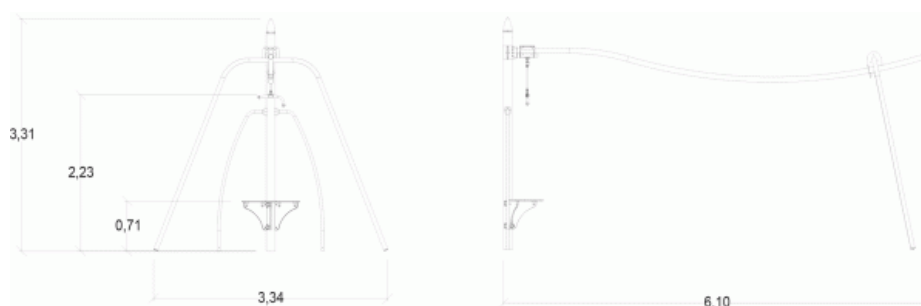




1 = 6,11m
2 = 3,34m
3 = 3,3m



Physical inclusion
Sensory inclusion
Cognitive inclusion



Play value : 3

sliding



x1

meeting



x1

getting across

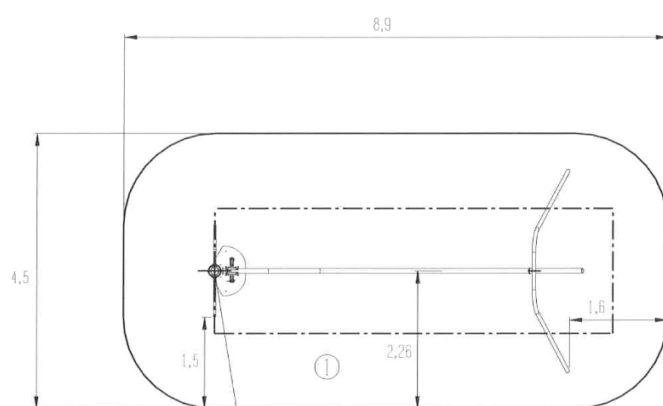



x1



Installation of equipment

IMPORTANT: It is essential to refer to the installation instructions for information on the size of the safety areas.

-  Impact area (minimum normative surface)
 Free space



 Point de Référence
 Setting Out Point
 Punto de referencia
 Bezugspunkt

		
1	1m	39m ²



2



10h00



0.2m³



39m²



116kg



42kg

