



2-8


37

0,6m

1 = 14,15m
2 = 8,46m
3 = 1,84m



Physical inclusion
Sensory inclusion
Cognitive inclusion



Play value : 21

climbing



x1

resting



x3

balancing



x4

getting across



x4

balancing



x3

getting across



x3

jumping



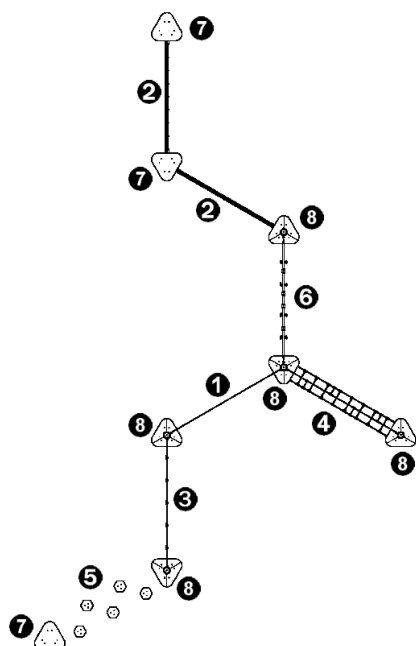
x1

walking



x2

Components

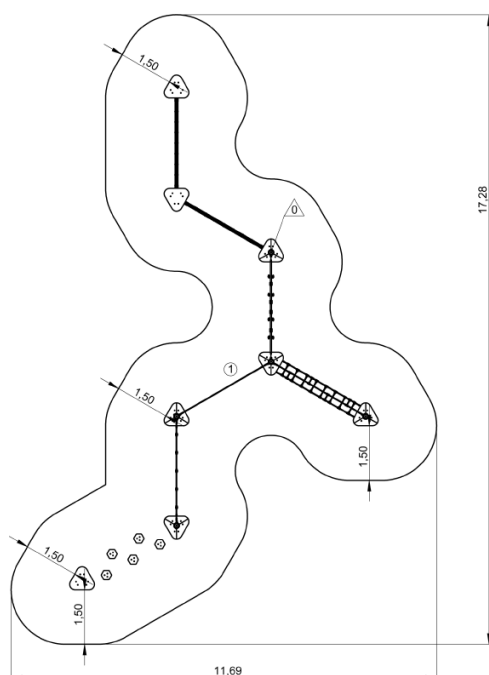


- ① Rope bridge
- ② Slackline
- ③ Rope bridge with balls
- ④ Horizontal ladder
- ⑤ Japanese steps
- ⑥ Climbing tubes
- ⑦ Stool
- ⑧ Net base post

Installation of equipment

IMPORTANT: It is essential to refer to the installation instructions for information on the size of the safety areas.

- Impact area (minimum normative surface)
- Free space



1	<0,6m	87,5m ²
---	-------	--------------------



2

11h00

1.84m³

86m²

366kg

18kg

EN
1176