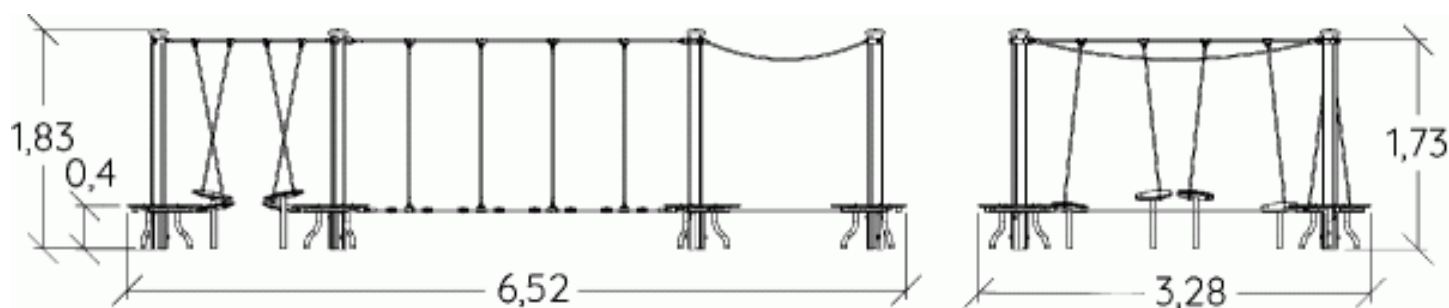



Physical inclusion
Sensory inclusion
Cognitive inclusion



Play value : 6

balancing getting across

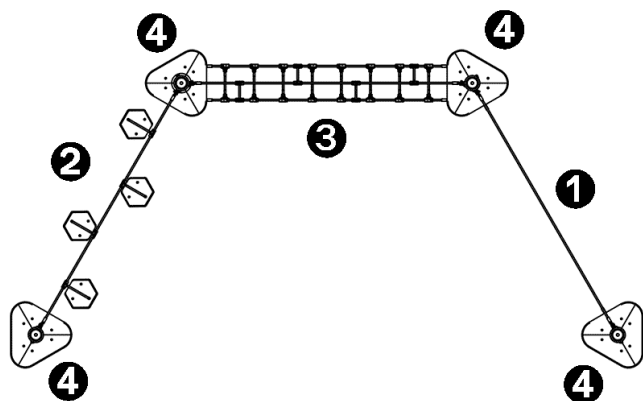


x3



x3

Components

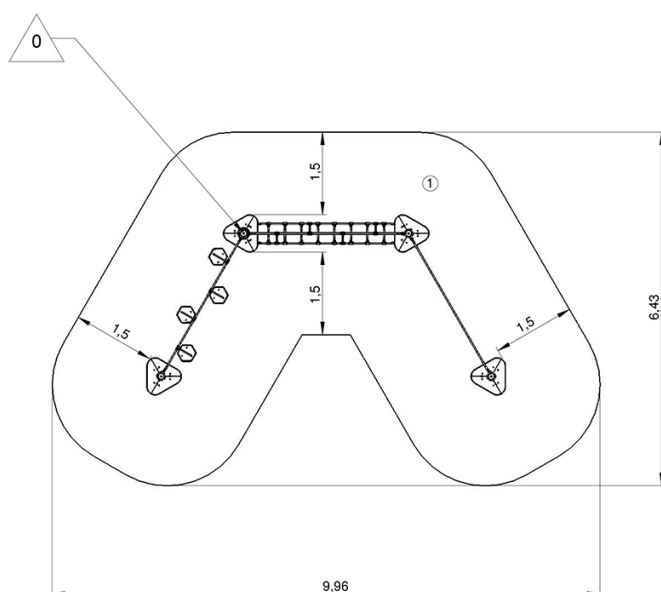




- ① Rope bridge
- ② Tilted steps
- ③ Horizontal ladder
- ④ Net base post

Installation of equipment

IMPORTANT: It is essential to refer to the installation instructions for information on the size of the safety areas.

- Impact area (minimum normative surface)
- - - Free space



		
1	<0,6m	45m ²



2

07h00

1.1m³

45m²

222kg

18kg

EN
1176