



3+



24



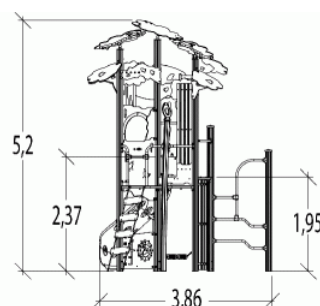
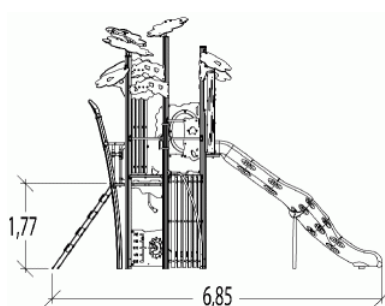
2,37m



1 = 6,85m
2 = 3,86m
3 = 5,2m



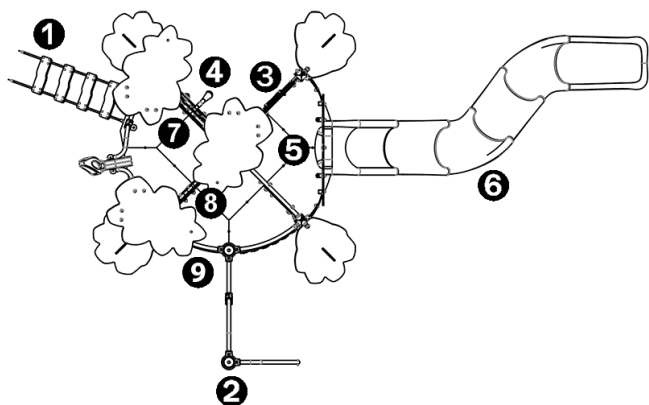
Physical inclusion
Sensory inclusion
Cognitive inclusion



Play value : **29**

role play	sliding	meeting	resting	handling	swinging	hiding	balancing
x3	x1	x2	x4	x2	x4	x1	x1
taking shelter	thinking	sound stimulation	tactile stimulation	visual stimulation	climbing		
x1	x1	x1	x3	x2	x3		

Components

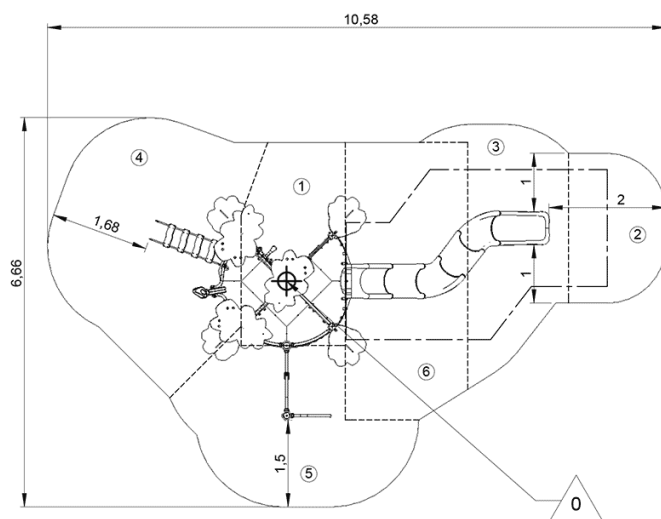


- ❶ Net ladder
- ❷ Interconnection
- ❸ Play porthole
- ❹ Clock panel
- ❺ Platform Ht : 2,37 m
- ❻ Toboggan Ht : 2,37 m
- ❼ Play panel
- ❽ Palissade cabane
- ❾ 2-seater suspended seats

Installation of equipment

IMPORTANT: It is essential to refer to the installation instructions for information on the size of the safety areas.

- Impact area (minimum normative surface)
 Free space



1	0,6m	6m ²
2	1m	4m ²
3	1,5m	6,5m ²
4	1,77m	12m ²
5	1,95m	8,5m ²
6	2,37m	10m ²



3

18h00

1.17m³

47m²

843kg

32kg

EN

1176