



3+



29



2,7m



1 = 11,78m

2 = 6m

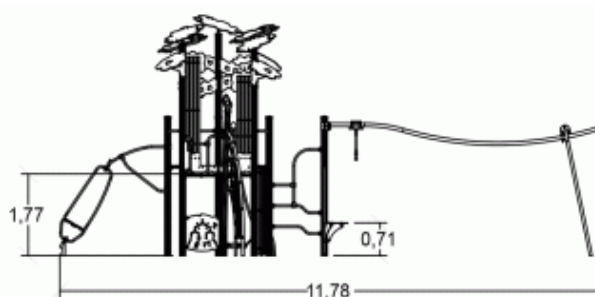
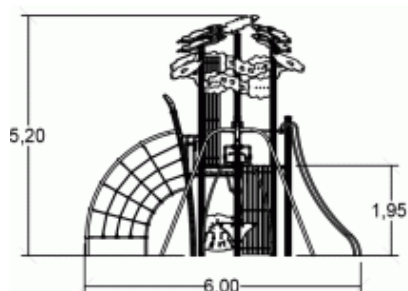
3 = 5,2m



Physical inclusion

Sensory inclusion

Cognitive inclusion



Play value : **25**

role play



x2

sliding



x1

meeting



x1

resting



x4

handling



x1

hanging



x1

swinging



x4

hiding



x1

balancing



x1

rotating



x1

taking shelter



x1

thinking



x1

tactile stimulation



x1

climbing



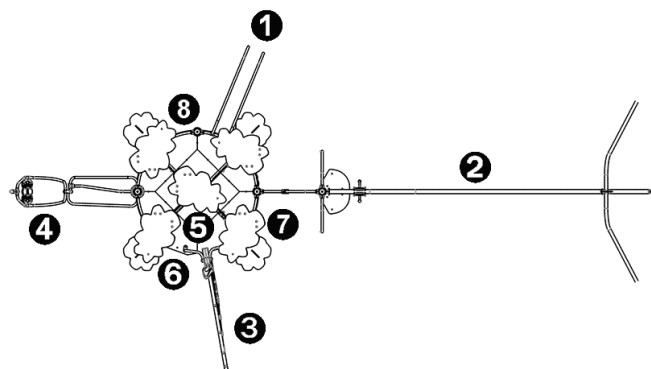
x3

getting across



x2

Components

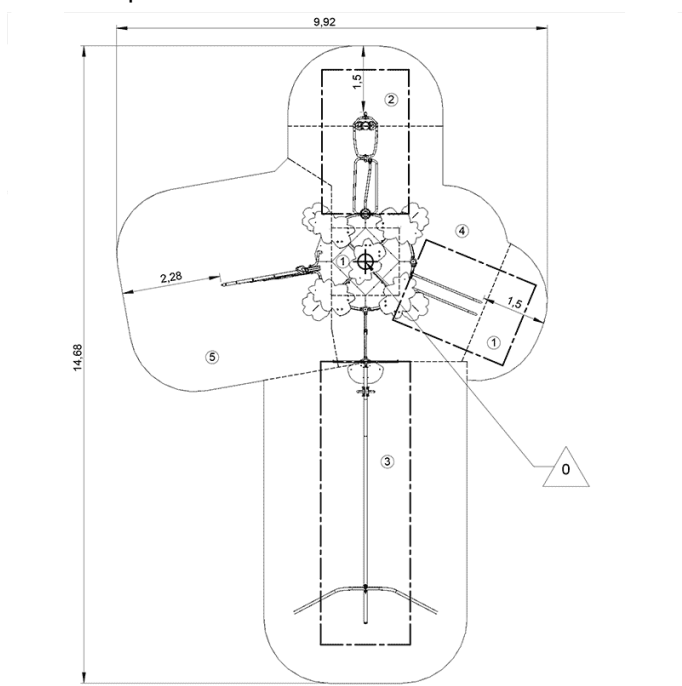


- ❶ Speed slide
- ❷ tele IXO
- ❸ Leaf net
- ❹ Gyro
- ❺ Plateforme Ht : 1,95 m
- ❻ Palissade cabane
- ❼ Panneau ludique
- ❽ 2-seater suspended seats

Installation of equipment

IMPORTANT: It is essential to refer to the installation instructions for information on the size of the safety areas.

- Impact area (minimum normative surface)
- - - - - Free space



1	0,6m	6m ²
2	0,7m	6m ²
3	1m	33,5m ²
4	1,95m	17m ²
5	2,7m	22m ²



2

21h00

1.7m³

84.5m²

936kg

42kg

EN
1176