



3+



20



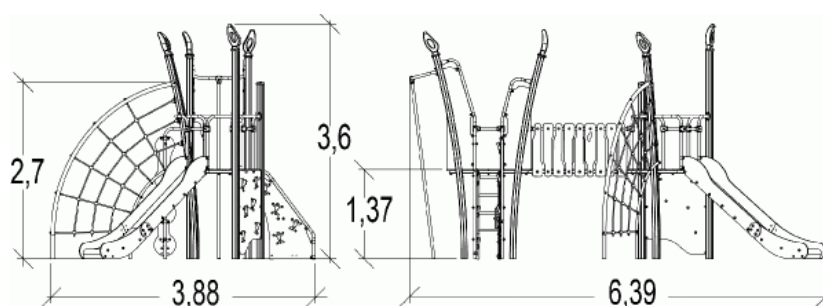
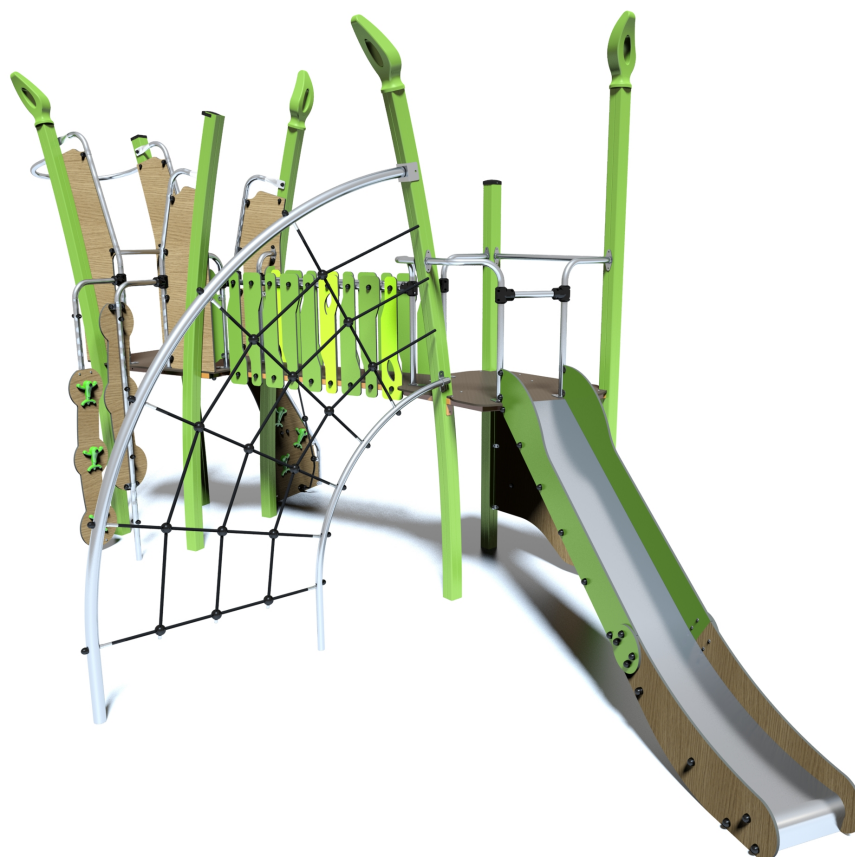
2,7m



1 = 6,39m  
2 = 3,88m  
3 = 3,5m



Physical inclusion  
Sensory inclusion  
Cognitive inclusion



Play value : 12

climbing



x3

sliding



x2

meeting



x2

balancing



x1

climbing



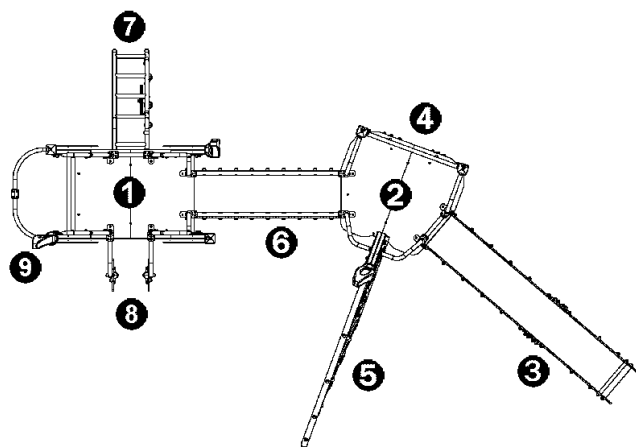
x2

getting across



x2

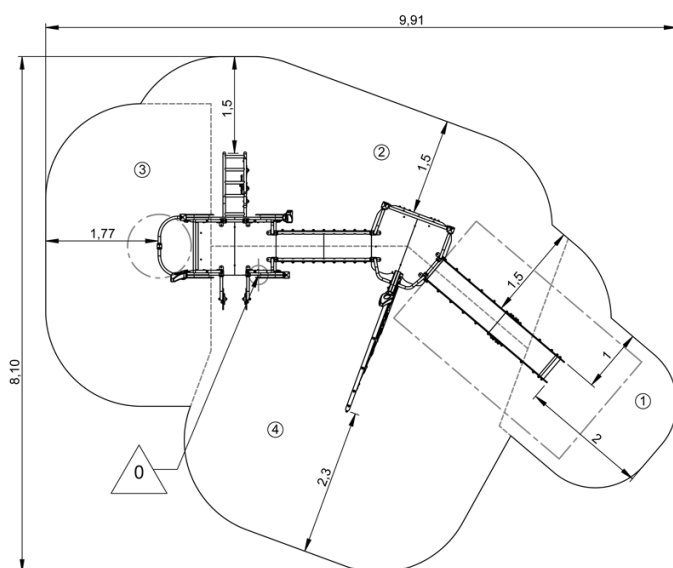
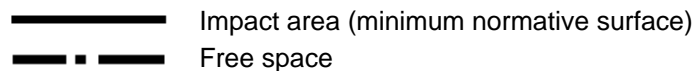
## Components





- 1** Platform with no roof, Ht: 1,37m
- 2** Platform with no roof, Ht: 1,37m
- 3** Slide Ht : 1.37m
- 4** Climbing wall HT: 1.37m
- 5** Leaf net
- 6** Straight bridge
- 7** Climbing unit, HT: 1.37m
- 8** Climbing ladder
- 9** Fireman's pole

## Installation of equipment

**IMPORTANT:** It is essential to refer to the installation instructions for information on the size of the safety areas.



		
1	1m	6,5m <sup>2</sup>
2	1,37m	15m <sup>2</sup>
3	1,9m	11,5m <sup>2</sup>
4	2,7m	21,5m <sup>2</sup>



2

18h00

 $0.5\text{m}^3$ 

54.5m<sup>2</sup>

565kg

26kg

