



3+



23



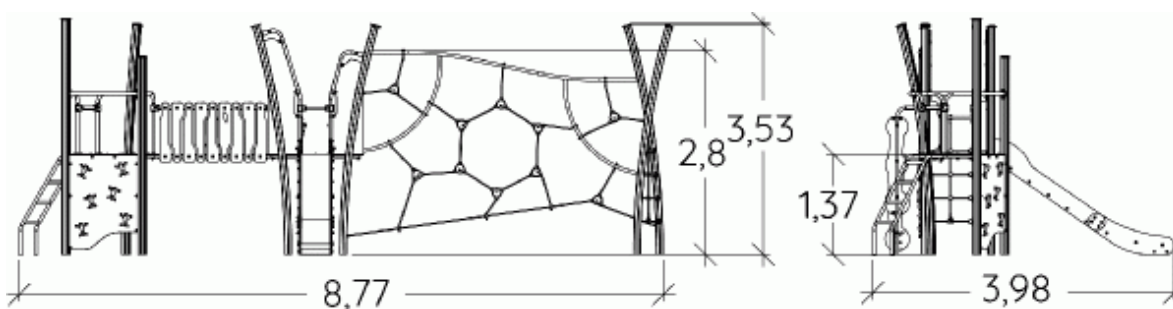
2,8m



1 = 8,77m  
2 = 3,98m  
3 = 3,53m



Physical inclusion  
Sensory inclusion  
Cognitive inclusion



Play value : 11

climbing



x2

sliding



x1

meeting



x2

balancing



x1

climbing



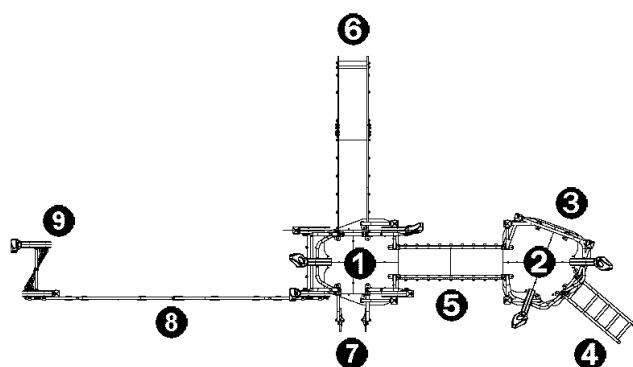
x3

getting across



x2

## Components

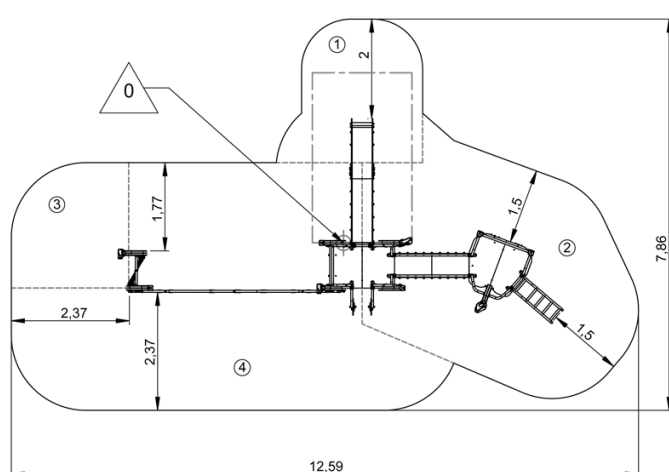


- ❶ Platform with no roof, Ht: 1,37m
- ❷ Platform with no roof, Ht: 1,37m
- ❸ Climbing wall HT: 1.37m
- ❹ Ladder Ht: 1.37m
- ❺ Straight bridge
- ❻ Slide Ht : 1.37m
- ❼ Climbing ladder
- ❽ Spider web net
- ❾ End ladder

## Installation of equipment

**IMPORTANT:** It is essential to refer to the installation instructions for information on the size of the safety areas.

- Impact area (minimum normative surface)
- Free space



|   |       |                    |
|---|-------|--------------------|
| 1 | 1m    | 4,5m <sup>2</sup>  |
| 2 | 1,37m | 25,5m <sup>2</sup> |
| 3 | 1,9m  | 5,5m <sup>2</sup>  |
| 4 | 2,8m  | 30m <sup>2</sup>   |



2

18h00

0.5m<sup>3</sup>

66.5m<sup>2</sup>

602kg

26kg

EN

1176