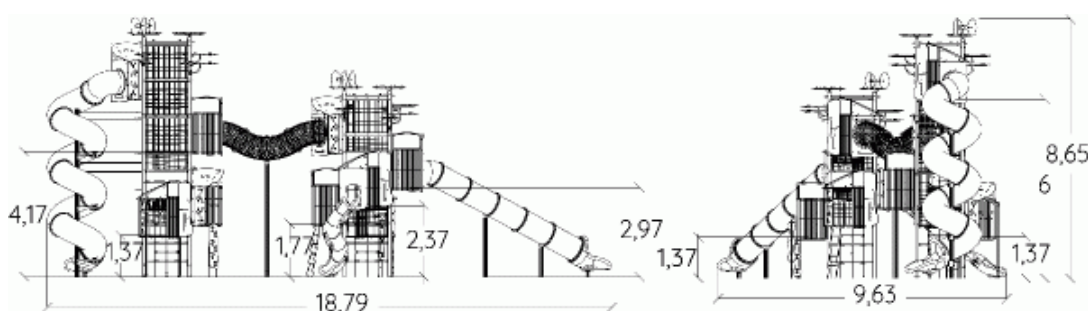



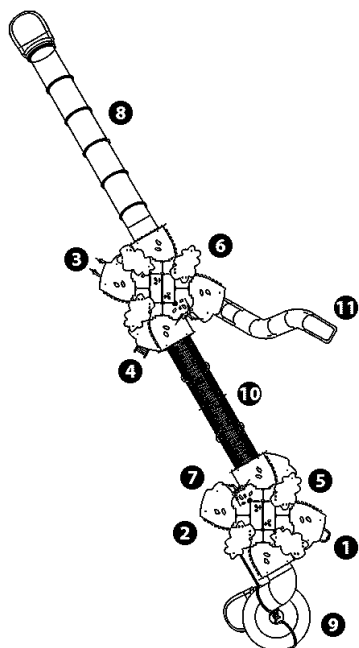
Physical inclusion  
Sensory inclusion  
Cognitive inclusion



Play value : **58**

climbing	role play	sliding	meeting	resting	crawling	hiding	balancing
x2	x2	x4	x2	x10	x1	x10	x3
taking shelter	sound stimulation	tactile stimulation	visual stimulation	climbing	getting across		
x12	x1	x1	x4	x3	x3		

## Components

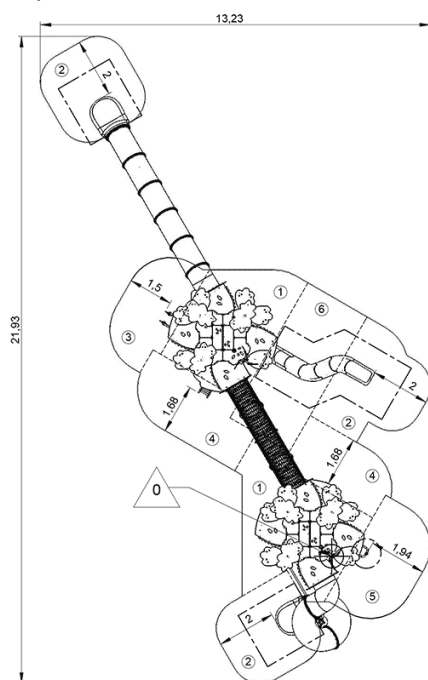


- ① Fireman's pole
- ② Butterfly play panel
- ③ Climbing ladder
- ④ Ladder Ht: 1.77m
- ⑤ Climbing wall
- ⑥ Tower 6m / 5 platforms
- ⑦ Tower 8m / 5 platforms
- ⑧ Polyethylene slide Ht : 2.97m
- ⑨ Polyethylene slide Ht : 5.97m
- ⑩ Rigid wire tunnel H: 4.17m
- ⑪ Slide Ht : 2.37m

## Installation of equipment

**IMPORTANT:** It is essential to refer to the installation instructions for information on the size of the safety areas.

- Impact area (minimum normative surface)
- - - Free space



1	0,6m	28,5m <sup>2</sup>
2	1m	28m <sup>2</sup>
3	1,37m	7,5m <sup>2</sup>
4	1,77m	15,5m <sup>2</sup>
5	2,16m	9m <sup>2</sup>
6	2,37m	12,5m <sup>2</sup>



3



55h00



2.5m<sup>3</sup>



101m<sup>2</sup>



5356kg



78kg

