



3+



35



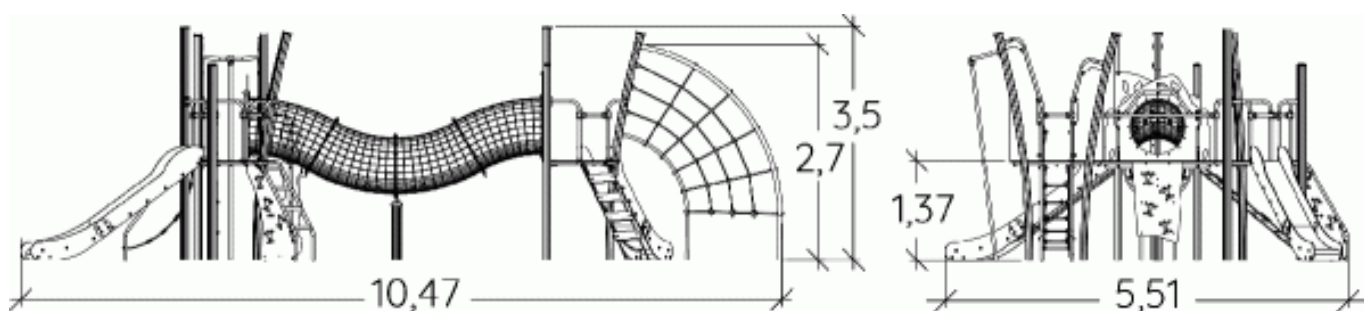
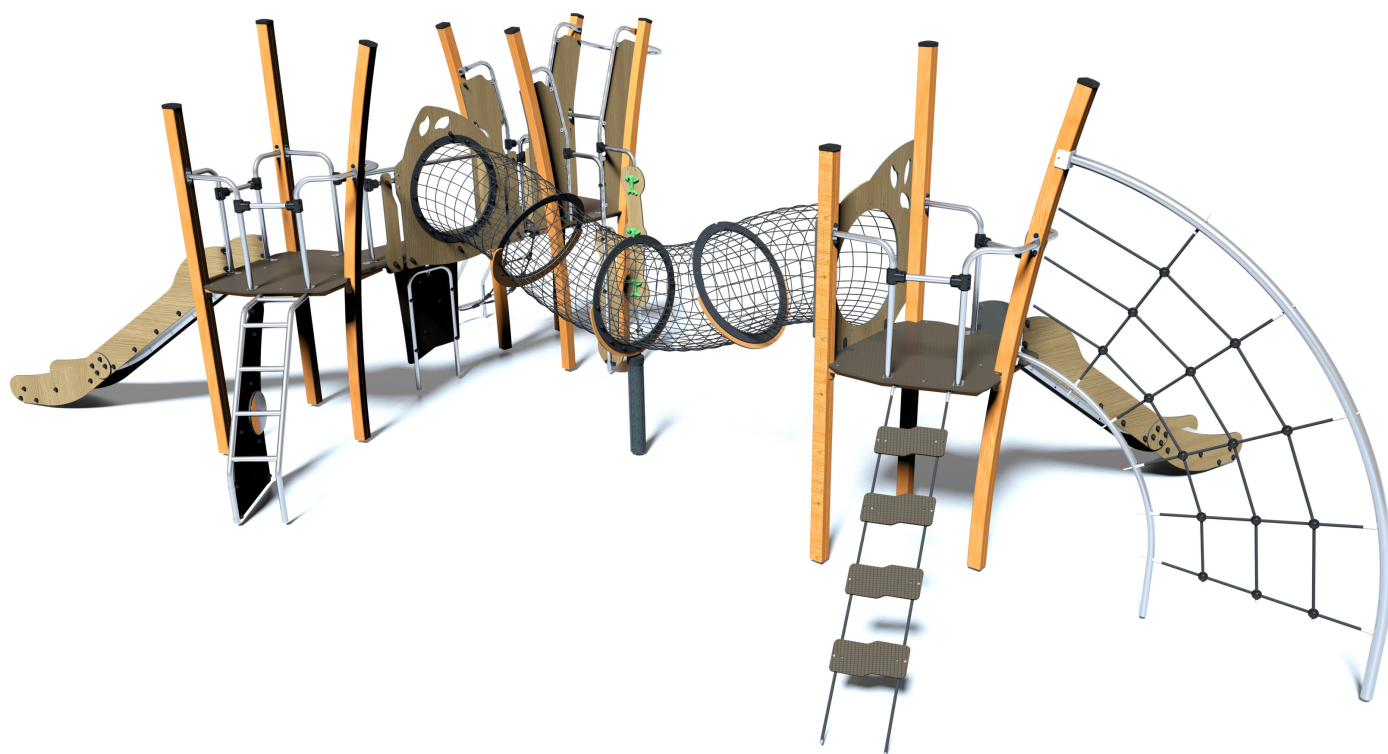
2,7m



1 = 10,47m
2 = 5,51m
3 = 3,21m



Physical inclusion
Sensory inclusion
Cognitive inclusion



Play value :

22

climbing



x3

sliding



x3

meeting



x3

crawling



x2

balancing



x3

climbing



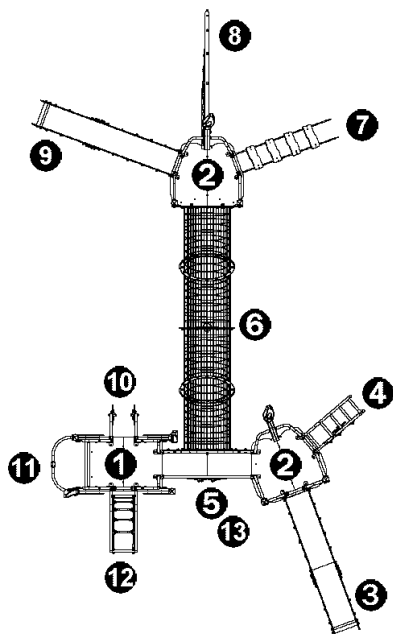
x4

getting across



x4

Components

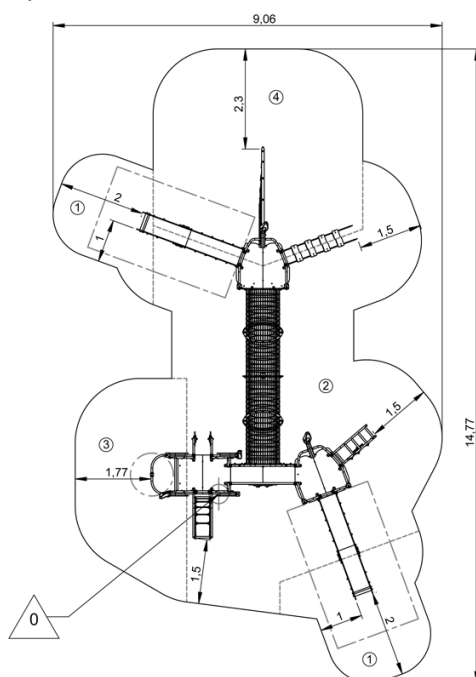


- ❶ Platform with no roof, Ht: 1,37m
- ❷ Platform with no roof, Ht: 1,37m
- ❸ Slide Ht : 1.37m
- ❹ Climbing unit, HT: 1.37m
- ❺ Tunnel walkway
- ❻ Metal net tunnel
- ❼ Net ladder
- ❽ Leaf net
- ❾ Slide Ht : 1.37m
- ❿ Climbing ladder
- ⓫ Fireman's pole
- ⓬ Flexible ladder, Ht: 1,37m
- ⓭ Climbing wall Ht: 1.37m

Installation of equipment

IMPORTANT: It is essential to refer to the installation instructions for information on the size of the safety areas.

- Impact area (minimum normative surface)
- - - - - Free space



1	1m	13,5m ²
2	1,37m	44m ²
3	1,9m	11,5m ²
4	2,7m	22m ²



2

25h00

1.5m³

91m²

888kg

26kg

EN
1176