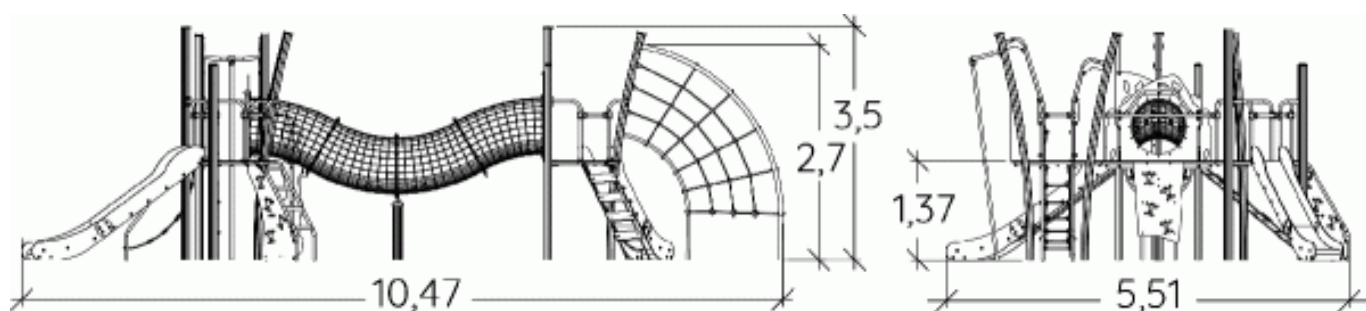


Physical inclusion  
Sensory inclusion  
Cognitive inclusion



Play value : **22**

climbing



x3

sliding



x3

meeting



x3

crawling



x2

balancing



x3

climbing



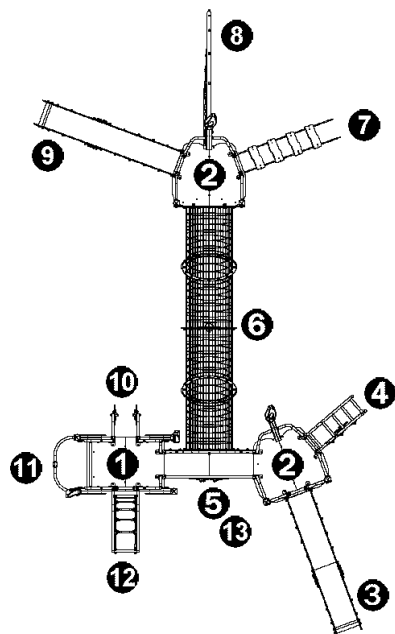
x4

getting across



x4

## Components

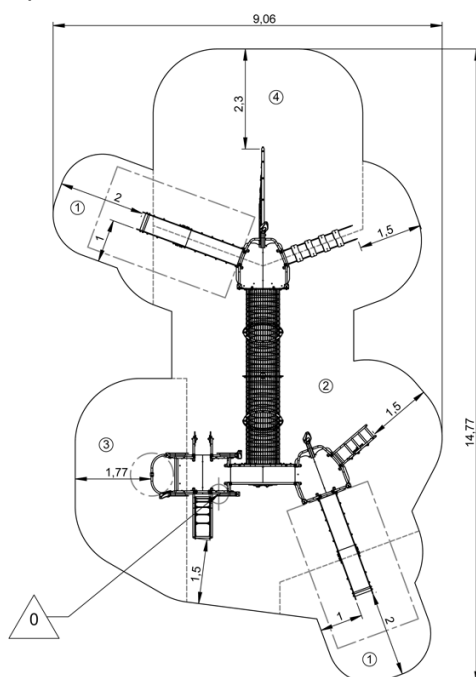


- ❶ Platform with no roof, Ht: 1,37m
- ❷ Platform with no roof, Ht: 1,37m
- ❸ Slide Ht : 1.37m
- ❹ Climbing unit, HT: 1.37m
- ❺ Tunnel walkway
- ❻ Metal net tunnel
- ❼ Net ladder
- ❽ Leaf net
- ❾ Slide Ht : 1.37m
- ❿ Climbing ladder
- ⓫ Fireman's pole
- ⓬ Flexible ladder, Ht: 1,37m
- ⓭ Climbing wall Ht: 1.37m

## Installation of equipment

**IMPORTANT:** It is essential to refer to the installation instructions for information on the size of the safety areas.

- Impact area (minimum normative surface)  
- - - - - Free space



1	1m	13,5m <sup>2</sup>
2	1,37m	44m <sup>2</sup>
3	1,9m	11,5m <sup>2</sup>
4	2,7m	22m <sup>2</sup>



2

25h00

1.5m<sup>3</sup>

91m<sup>2</sup>

892kg

26kg

EN  
1176