



5+



33



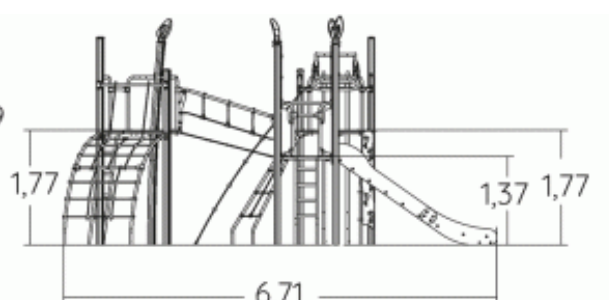
2,85m



1 = 8,23m
2 = 6,71m
3 = 3,49m



Physical inclusion
Sensory inclusion
Cognitive inclusion



Play value : **16**

climbing



x1

sliding



x2

meeting



x3

hanging



x1

balancing



x2

climbing



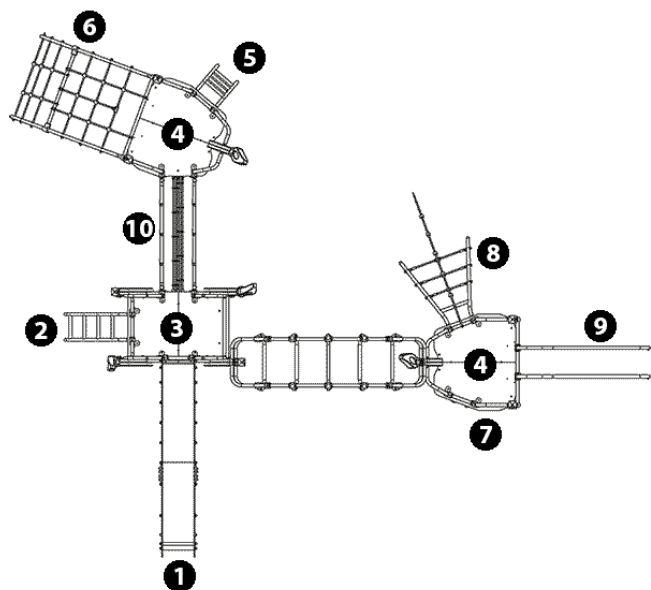
x5

getting across



x2

Components

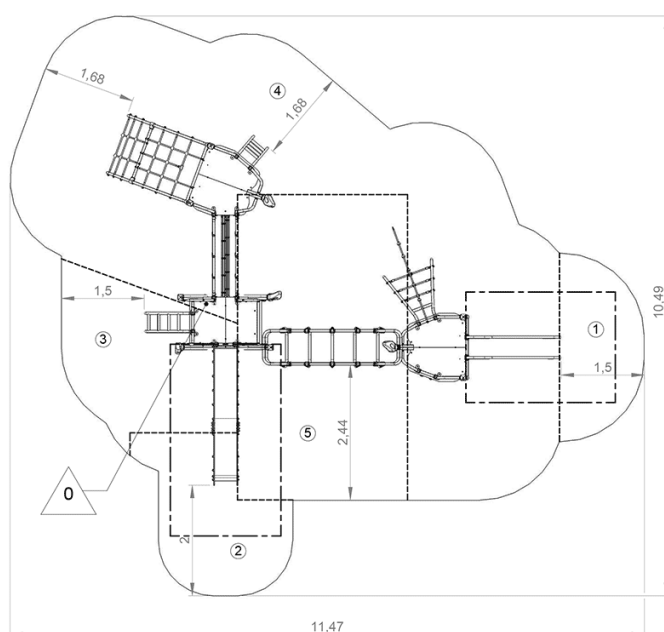


- ❶ Slide Ht : 1.37m
- ❷ Ladder Ht: 1.37m
- ❸ Platform with no roof, Ht: 1,37m
- ❹ Platform with no roof, Ht: 1,77m
- ❺ Ladder Ht: 1.77m
- ❻ Tilted net Ht: 1.77m
- ❼ Climbing wall
- ❽ Curved climbing net
- ❾ Speed Slide
- ❿ Passerelle cordage inclinée

Installation of equipment

IMPORTANT: It is essential to refer to the installation instructions for information on the size of the safety areas.

- Impact area (minimum normative surface)
- - - Free space



1	0,6m	4,5m ²
2	1m	6m ²
3	1,37m	8m ²
4	1,77m	40,5m ²
5	2,85m	17m ²



2



24h00



0.7m³



76m²



684kg



26kg

